

# Mon depot documentation

## Table of contents

<b>1. BASICS</b>	4	
1.1 GENERAL SETTINGS		4
<b>2. CS DEPOT MENUS</b>	5	
<b>2.1. JOB</b>	5	
<b>2.2. TRUCK ARRIVALS</b>	9	
<b>2.2.1. ADDING A NEW TRANSPORT BOOKING</b>	9	
<b>2.3. TRUCK ARRIVAL LIST</b>	12	
<b>2.4. CONTAINER ACTIVITY</b>	13	
<b>2.4.1. REPOSITIONING/MOVEMENT</b>	15	
<b>2.4.2. TEMPERATURE</b>	15	
<b>2.4.3. CLEANING</b>	15	
<b>2.4.4. REPAIR</b>	15	
<b>2.4.5. REJECTION</b>	15	
<b>2.4.6. REWORK</b>	16	
<b>2.4.7. REJECTION + REWORK FOTOS</b>	17	
<b>2.5. INVENTORY</b>	18	
<b>2.6. GATE OUT</b>	19	
<b>2.7. COPARN BOOKING MENU</b>	19	
<b>2.8. CONTAINER REQUEST (STATUS REQUEST)</b>	20	
<b>2.9. VESSEL LIST</b>	21	
<b>2.9.1. VESSEL LIST BASICS</b>	21	
<b>2.9.2. VESSEL LIST CONTROL</b>	22	
<b>2.10. CONTAINER CHECKING JP</b>	23	
2.11. CS DEPOT ONLINE		25
<b>3. CHECKER APP ES</b>	29	
<b>3.1. GATE IN CHECK SETTINGS</b>	29	
<b>3.1.1. WASHING / CLEANING TYPES</b>	29	
<b>3.1.2. MOBILE USERS</b>	29	
<b>3.2. GATE IN CHECKING PROCESS</b>	30	
<b>3.2.1. CHECKING RESULT IN CS BOX</b>	45	
<b>3.2.2. CHECKING RESULT IN CS DEPOT</b>	46	
<b>3.2.3. CHECKING FOTOS BACKUP / DELETE FROM LIVE SYSTEM</b>	47	
<b>3.3. GATE OUT CHECKING PROCESS WITH APP</b>	50	
<b>3.3.1. GATE OUT CHECKING (WITH NO PROBLEMS)</b>	50	
<b>3.3.2. GATE OUT CHECKING (WITH REJECTION)</b>	52	
<b>3.3.3. GATE OUT REJECTED CTR WORKFLOW</b>	53	
<b>3.3.3.1. GATE OUT MENU:</b>	53	

3.3.3.2. REJECT ACTIVITY ADDED	55
3.3.3.3. ACTIVITIY MENU	55
3.3.3.4. REACH STACKER REJECTION	55
3.3.4. GATE OUT CHECKING (WITH REWORK)	59
3.3.5. GATE OUT REWORK CTR WORKFLOW	60
3.3.5.1. GATE OUT MENU:	60
3.3.5.2. REWORK ACTIVITY ADDED	61
3.3.5.3. ACTIVITIY MENU	61
3.3.5.4. REACH STACKER REWORK	61
3.4. REACH STACKER > CONTAINER MOVEMENTS	62
3.4.1. EXTRA SERVICES	70
3.5. GROUD CREW -> LATER	71
1. MAERSK EDI API -> MM	72
1.1. DAMAGE TYPES	72
1.2. CONTAINER GRADES	75
1.3. SENDING CHECKINGS	76
1.4. COMMON ERRORS & WORKAROUNDS	83
2. WEB PORTAL FOR CARRIERS -> MM	87
3. WEB PORTAL FOR TRUCKERS -> ES	88
4. COPARN INTERFACE-> JP	89
4.1. COPARN INTERFACE (CURRENTLY ONLY MAERSK DEPOT OUT)	89
4.1.1. CONFIGURATION	89
4.1.2. SUB MASTER DATA	90
4.1.2.1. DEPOT CONTRACT	90
4.1.2.2. SHIP OWNER	91
4.1.2.3. PALLET TYPES	91
4.2. DEPOT ADDRESS (IN PROGRAMMING)	92
4.3. IMPORT COPARN FILES VIA INTERFACE	92
4.3.1. FAILED -> TRANSMISSION LOG	93
4.3.2. IMPORT COPARN FILES VIA EXCEL	94
4.3.3. UPDATES AND REJECTIONS MON SPECIFIC	96
5. CODECO (MAERSK, CMA, HAPAG)	97
5.1. INTERFACE	97
5.1.1. CONFIGURATION	97
6. DEPOT UPDATE PROCESS ES	100
7. REPORTS -> KB	101
7.1. REPORT DESIGNER BASICS	101
7.2. WORK IN REPORT DESIGNER	103
7.3. VAT REPORT	104
8. DEPOT BILLING (JP)	106
8.1. DEPOT ARTICLE	106
8.2. DEPOT PAYMENT METHOD	107
8.3. DEPOT TARIFF	109
8.4. DEPOT BILLING DRAFT	113
8.5. TRUCK ARRIVALS WITH ACCOUNTING POSITIONS	115

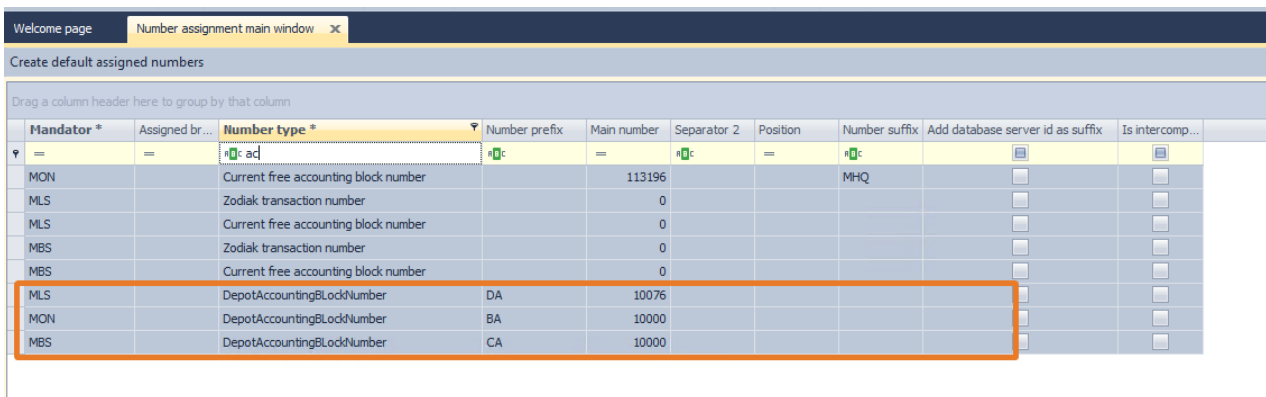
8.6.	TRUCK ARRIVALS WITH BILLS CREATED	116
8.7.	TEST CASES / TEST SCENARIO	117
8.7.1.	INCOMING CTRS. STANARD	117
8.7.2.	INCOMING CTRS. EXTRA SERVICES	120
8.7.3.	INCOMING CTRS. ADDRESS SPECIFIC ARTICLE	122
8.7.4.	INCOMING CTRS. VIP EXCEPTION DRAFT	123
8.7.5.	INCOMING CTRS. STANDARD	124
8.8.	SAP EXPORT	130
8.9.	ACCOUNTING BLOCKS AND BILL MENU	132
8.9.1.	AUTOMATIC BILL FLOATING AND BILL CREATION	132
8.9.2.	SINGLE BILL VERSUS BULK BILL	132
8.9.3.	ACCOUNTING BLOCKS MENU	133
8.9.4.	BILL FLOATING	134
8.9.5.	BILL CREATION	136
8.9.6.	BILL MENU	141
9.	DEPOT LOGIC (CS JOB <-> CS DEPOT) -> JP	142
9.1.	SETTINGS	142
9.1.1.	SUBMASTER DATA SLOTBOOKING	142
9.1.2.	MASTER DATA ADDRESS	145
9.1.3.	MANDATOR	147
9.1.4.	BOOKING JOB	150
9.1.5.	BOOKING LOGIC	152
10.	ADMINISTRATOR	157
10.1.	SERVER CLI	157
10.2.	CUSTOMIZATION XAF MODUL EDITOR	157
11.	ERROR LOGGING IN CS DEPOT	161

# 1. BASICS

## 1.1 GENERAL SETTINGS

### Number assignment in cs Job:


In Settings > Number assignment a new number assignment has to be done for the Mandator of the Depot. The Number Type is called "DepotAccountingBlockNumber"



Mandator *	Assigned br...	Number type *	Number prefix	Main number	Separator 2	Position	Number suffix	Add database server id as suffix	Is intercomp...
MON	=	Current free accounting block number	#[]- ac	113196	#[]-	=	MHQ	<input type="checkbox"/>	<input type="checkbox"/>
MLS		Zodiak transaction number		0				<input type="checkbox"/>	<input type="checkbox"/>
MLS		Current free accounting block number		0				<input type="checkbox"/>	<input type="checkbox"/>
MBS		Zodiak transaction number		0				<input type="checkbox"/>	<input type="checkbox"/>
MBS		Current free accounting block number		0				<input type="checkbox"/>	<input type="checkbox"/>
MLS		DepotAccountingBlockNumber	DA	10076				<input type="checkbox"/>	<input type="checkbox"/>
MON		DepotAccountingBlockNumber	BA	10000				<input type="checkbox"/>	<input type="checkbox"/>
MBS		DepotAccountingBlockNumber	CA	10000				<input type="checkbox"/>	<input type="checkbox"/>

### Depot Address:

The Addresses of the Depot where the software is used have to be marked as own Depot. Address>Search for the right one > go to details and click in the checkbox "is Own depot"



Is Address Verified  
 VAT-Id: \_\_\_\_\_  
 Tax-Id: 010559135291  
 Company Register Number: \_\_\_\_\_  
 Company Name: \_\_\_\_\_  
 Address Class: \_\_\_\_\_  
 Marketing Cat. 1: \_\_\_\_\_  
 Marketing Cat. 2: \_\_\_\_\_  
 Marketing Cat. 3: \_\_\_\_\_  
 Support: \_\_\_\_\_  
 Substituter: \_\_\_\_\_

Is Customer Address  
 Is Distributor Address  
 Is Ship Owner  
 Is Own Depot  
 Is Intercompany

Is Charge Address  
 Is Sub Contractor Address  
 Is Depot  
 Is Depot Customer  
 Is Health Insurance Company

Email: \_\_\_\_\_  
 Email 2: \_\_\_\_\_  
 Email 3: \_\_\_\_\_  
 Mobile Num: \_\_\_\_\_  
 Telephone Num: \_\_\_\_\_

### Ship Owner and Depot Customer:

The Carriers the Depot has a Contract with have to be marked in their address as "Is depot Customer" and "is ship owner"



Content Contact Mandator Information Participant Code

Is Address Verified

VET Ad: \_\_\_\_\_  
 Tin Ad: \_\_\_\_\_  
 Company Register Number: 09930020493  
 Consortium: \_\_\_\_\_  
 Address Class: \_\_\_\_\_  
 Marketing Cat 1: \_\_\_\_\_  
 Marketing Cat 2: \_\_\_\_\_  
 Marketing Cat 3: \_\_\_\_\_  
 Support: \_\_\_\_\_  
 Substitute: \_\_\_\_\_

Is Customer Address  
 Is Debtor Address  
 Is Ship Owner  
 Is Own Depot  
 Is Intercountry

Is Change Address  
 Is Sub-Contractor Address  
 Is Depot  
 Is Depot Customer  
 Is Health Insurance Company

Email: ThACPS212121@monark.com  
 Email 2: \_\_\_\_\_  
 Email 3: \_\_\_\_\_  
 Mobile Num: 0848742114  
 Telephone Num: 02-752-9177, 02-752-9177

## 2. CS DEPOT MENUS

### 2.1. JOB

Menu: **Job** (Depot Job) is the basis of all movements inside cs DEPOT and linked to a container no. (equivalent to an order in cs JOB) - every container touching the depot has a Job no.

Job - cs DEPOT

File Home View Tools

Records Creation Edit Open Related Record Refresh Reset View Settings Show in Report Previous Next Record Text to search... Full Text Search Close

Depot Address	Job no	Cont.no	Cont.type	Is Act	Depot Con	Created U.	Created D.	Changed U.	Changed D.
UKB	Job-3	SEOU9964	20' Open T...	<input type="checkbox"/>	==	CARGOSU	21.11.2022	CARGOSU	03.02.2023
UKB	Job-5	MRKU1242	20' Open T...	<input type="checkbox"/>		CARGOSU	06.12.2022	CARGOSU	17.01.2023
UKB	Job-17	MRKU1242	20' Open T...	<input type="checkbox"/>		CARGOSU	03.02.2023	CARGOSU	03.02.2023
UKB	Job-19	CGMU5565	20' Open T...	<input type="checkbox"/>		CARGOSU	03.02.2023	CARGOSU	03.02.2023
UKB	Job-21	CGMU5480	20' Open T...	<input type="checkbox"/>		CARGOSU	03.02.2023	CARGOSU	03.02.2023
UKB	Job-1	CGMU5051	40' Open T...	<input type="checkbox"/>		CARGOSU	18.11.2022	CARGOSU	05.01.2023
UKB	Job-2	CGMU5480	40' Open T...	<input checked="" type="checkbox"/>		CARGOSU	18.11.2022	CARGOSU	16.01.2023
UKB	Job-6	MSKU0272	40' Open T...	<input type="checkbox"/>		CARGOSU	07.12.2022	CARGOSU	15.12.2022
UKB	Job-7	TGHU7257	40' Open T...	<input type="checkbox"/>		CARGOSU	21.12.2022	CARGOSU	21.12.2022
UKB	Job-8	MRKU6209	40' Open T...	<input type="checkbox"/>		CARGOSU	22.12.2022	CARGOSU	03.02.2023
UKB	Job-9	MRKU4485	40' Open T...	<input type="checkbox"/>		CARGOSU	03.01.2023	CARGOSU	03.01.2023
UKB	Job-10	SZLU3802	40' Open T...	<input type="checkbox"/>		CARGOSU	16.01.2023	CARGOSU	16.01.2023
UKB	Job-11	CGMU5565	40' Open T...	<input checked="" type="checkbox"/>	Test 3P de	CARGOSU	30.01.2023	CARGOSU	30.01.2023
UKB	Job-12	CAJU5499	40' Open T...	<input type="checkbox"/>	Test 3P de	CARGOSU	03.02.2023	CARGOSU	03.02.2023
UKB	Job-13	TCLU1111	40' Open T...	<input type="checkbox"/>		CARGOSU	03.02.2023	CARGOSU	03.02.2023
UKB	Job-14	SESU9004	40' Open T...	<input type="checkbox"/>		CARGOSU	03.02.2023	CARGOSU	03.02.2023
UKB	Job-15	CVRU1603	40' Open T...	<input type="checkbox"/>		CARGOSU	03.02.2023	CARGOSU	03.02.2023
UKB	Job-16	SUDU7654	40' Open T...	<input type="checkbox"/>		CARGOSU	03.02.2023	CARGOSU	03.02.2023
UKB	Job-18	GESU9555	40' Open T...	<input type="checkbox"/>		CARGOSU	03.02.2023	CARGOSU	03.02.2023
UKB	Job-20	MRKU1242	40' Open T...	<input type="checkbox"/>		CARGOSU	03.02.2023	CARGOSU	03.02.2023

Double click on an existing Job will open up a new tab with the Job details

Job - cs DEPOT

Job no: 30-08

Container: 1  
 Cont.no: 09930020493  
 Cont.type: 40' Open T...  
 Is Act:   
 Depot Con: ==  
 Created U.: CARGOSU  
 Created D.: 03.02.2023  
 Changed U.: CARGOSU  
 Changed D.: 03.02.2023

Depot Address: UKB

Job no: 30-08

Cont.no: 09930020493  
 Cont.type: 40' Open T...  
 Is Act:   
 Depot Con: ==  
 Created U.: CARGOSU  
 Created D.: 03.02.2023  
 Changed U.: CARGOSU  
 Changed D.: 03.02.2023

Depot Address: UKB

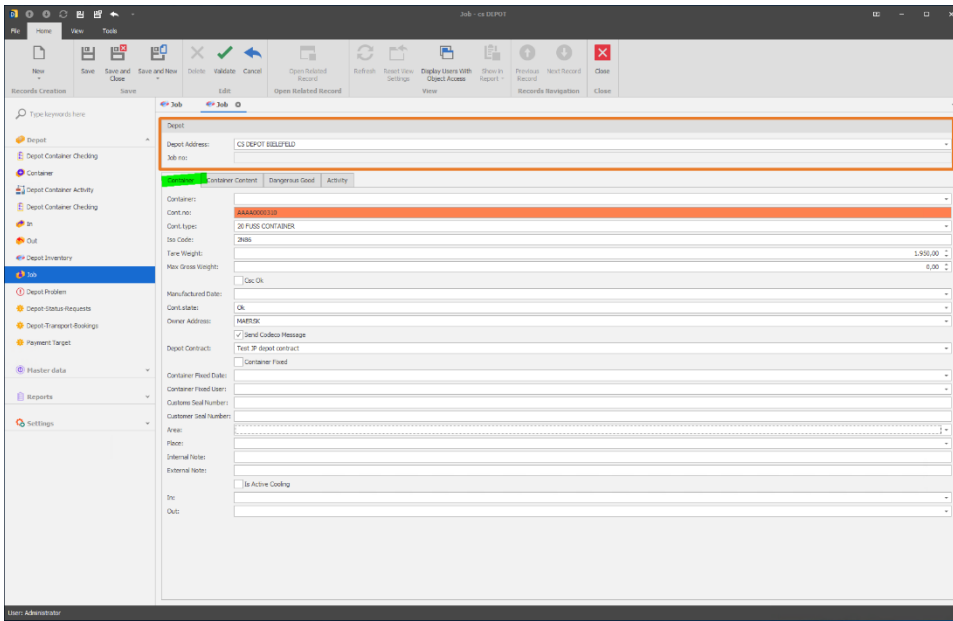
Job no: 30-08

Cont.no: 09930020493  
 Cont.type: 40' Open T...  
 Is Act:   
 Depot Con: ==  
 Created U.: CARGOSU  
 Created D.: 03.02.2023  
 Changed U.: CARGOSU  
 Changed D.: 03.02.2023

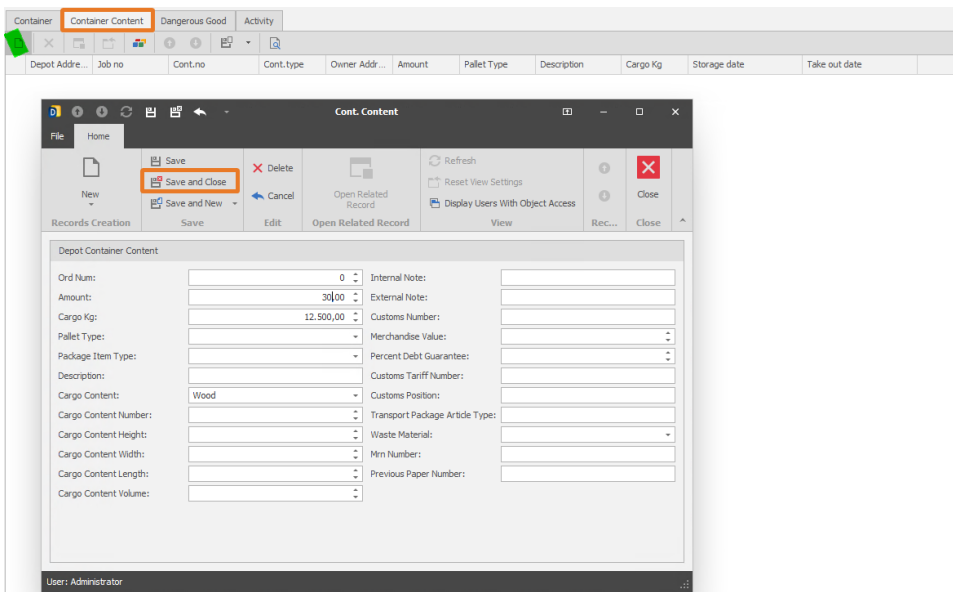
Pressing the New button will create a new Job where you can fill in every known data to you

Depot Address (mandatory)

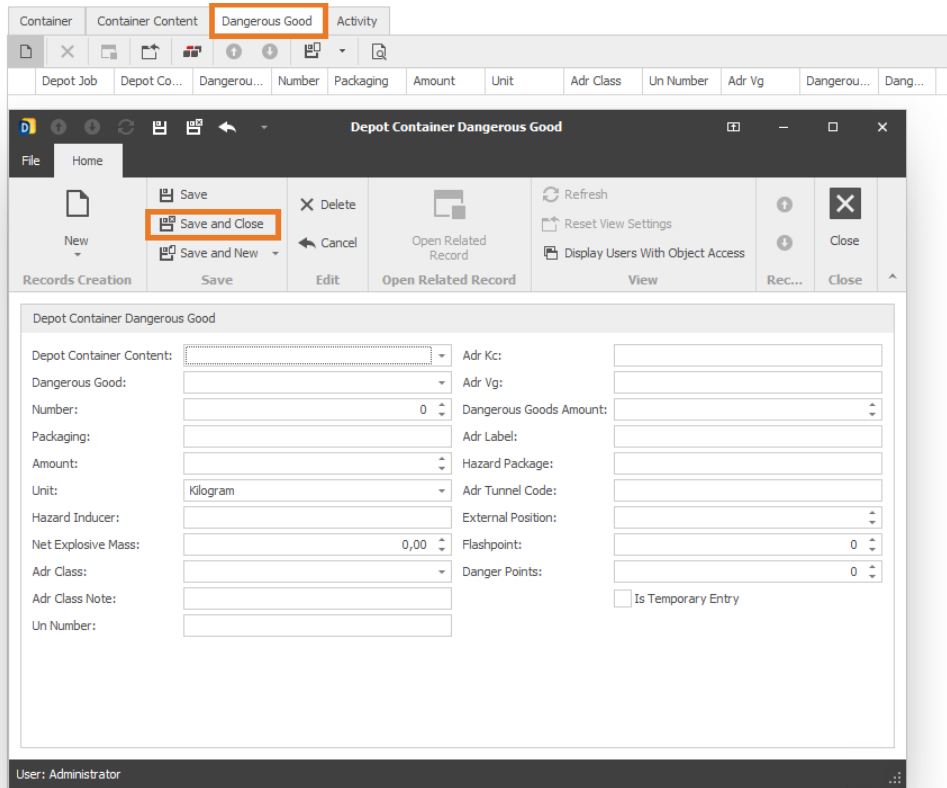
1st Tab = Container for general data to the container (overall information)



2nd Tab = container content for specific information of the container content (what's currently loaded)



3rd Tab = Dangerous good for dangerous goods information on the container content



4th Tab = Activity – adding/amending activities → Point 1.1.4.

5th State history

Washing type: MLSLC - Bill | Job: Job-183 - Job | Job-184 - Job X

Depot

Depot Address: MLSLC | Owner Address: [ ]

Job no: Job-184 | In Gate Date: [ ]

Cont.no: TTNU4107607 | Out Gate Date: [ ]

Changed Date: 11/11/2023 9:56 PM

Changed User: ADMINISTRATOR

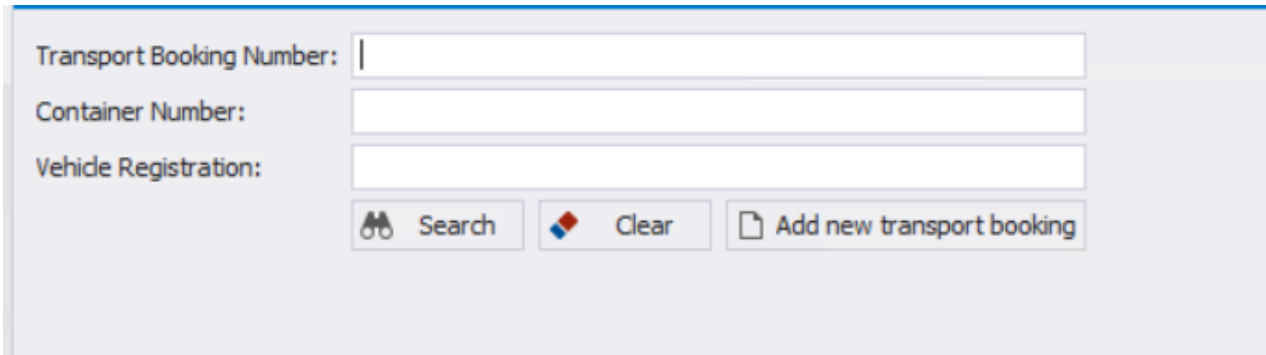
Container | Gate handling | Accounting | Container Content | Dangerous Good | Activity | **State History**

Enter text to search... Find

Status	Changed By Employee	Created Date
=	=	=
Hold	ADMINISTRATOR	11/11/2023 7:54 PM
Hold	ADMINISTRATOR	11/11/2023 7:54 PM
Off-HIRE	ADMINISTRATOR	11/11/2023 7:54 PM
Sound	ADMINISTRATOR	11/11/2023 7:55 PM
NOR	ADMINISTRATOR	11/11/2023 9:41 PM
DMG	ADMINISTRATOR	11/11/2023 9:49 PM
Sale unit	ADMINISTRATOR	11/11/2023 9:56 PM

## 2.2. TRUCK ARRIVALS




The menu **truck arrivals** is the main menu for the Booth users. Here you can search for existing pre-bookings via Booking nr, Container nr or truck registration plate or create a new truck arrival (Transport booking).



Transport Booking Number:

Container Number:

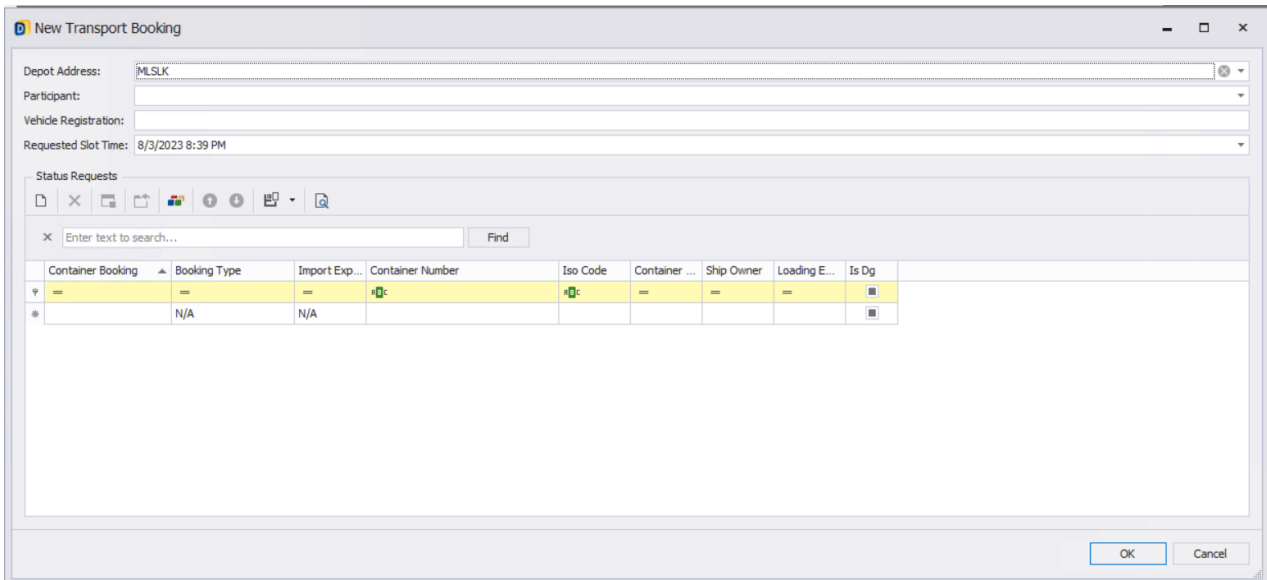
Vehicle Registration:

 Search  Clear  Add new transport booking

### 2.2.1. ADDING A NEW TRANSPORT BOOKING

If no pre-registration was done, a new transport booking can be entered by clicking on “Add new transport booking”.

After this a fast enter window is opened.



New Transport Booking

Depot Address:

Participant:

Vehicle Registration:

Requested Slot Time:

Status Requests

Container Booking	Booking Type	Import Exp...	Container Number	Iso Code	Container ...	Ship Owner	Loading E...	Is Dg
☺	=	=	☺	☺	=	=	=	☑
⊛	N/A	N/A						☑

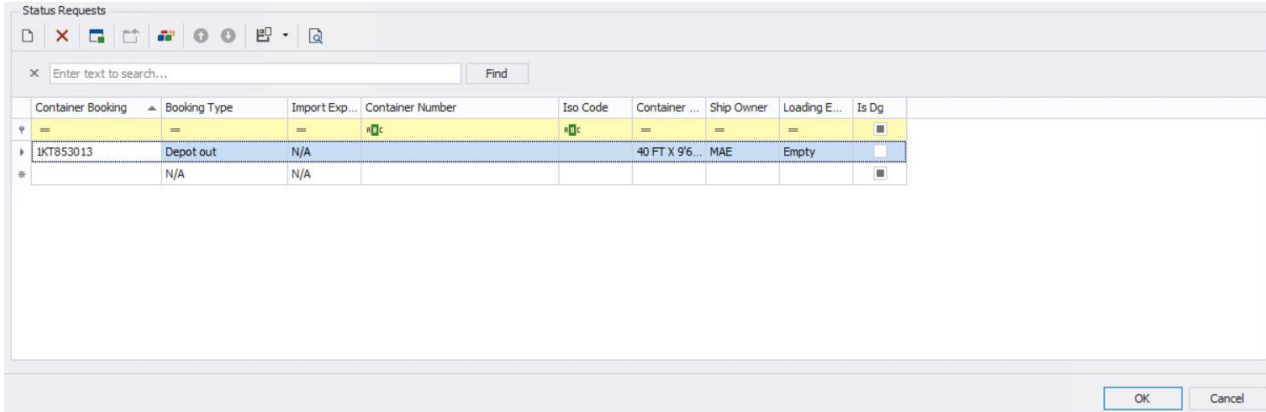
In the upper part of the window following, you fill in the data of the truck:

Depot Adress: in which Depot the truck wants to enter.

Participant: Trucker

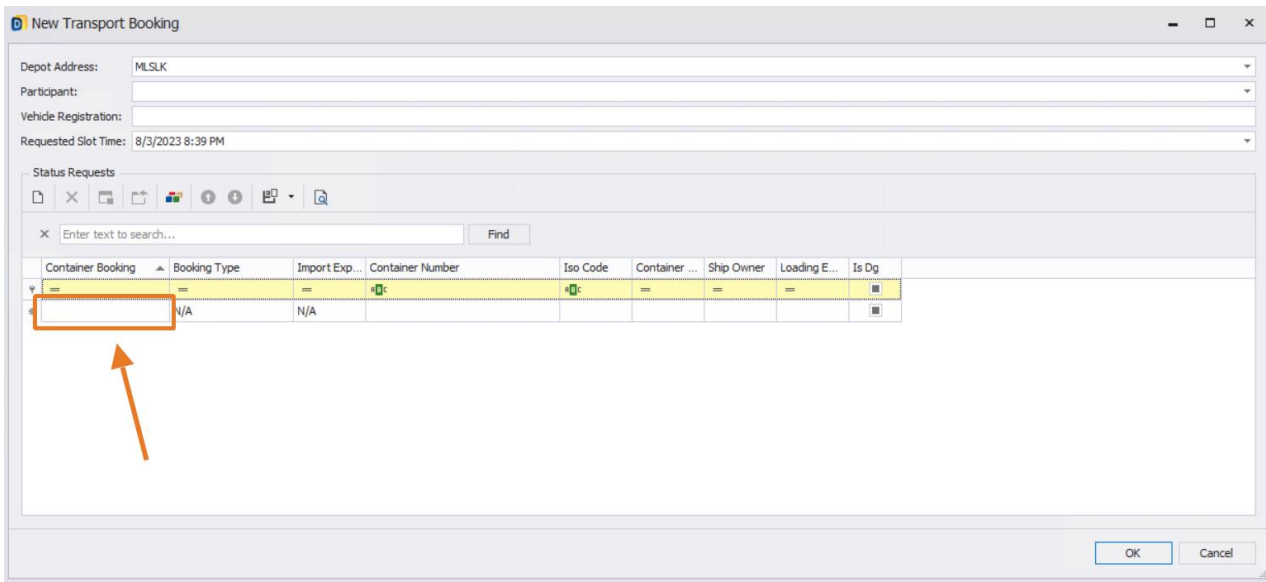
Vehicle Registration: truck licence plate

In the lower part you fill the data of the containers arriving by choosing an existing COPARN booking or entering a new one, which is called status request:



Container Booking	Booking Type	Import Exp...	Container Number	Iso Code	Container ...	Ship Owner	Loading E...	Is Dg
1KT853013	Depot out	N/A			40 FT X 9'6...	MAE	Empty	
	N/A	N/A						

You select a Booking nr by clicking into the column.



Container Booking	Booking Type	Import Exp...	Container Number	Iso Code	Container ...	Ship Owner	Loading E...	Is Dg
	N/A	N/A						

You need a status request for each container arriving or leaving.

After creating all status requests for this truck you click ok

After this the next window opens, where you see all entered data. If there is an existing checking (Depot In) this is connected to the transport booking. You see this when the Checking field is green.

Depot Address: MLSLK Search transport bookings  
 Participant: TEST TRUCKER\_IP Go back  
 Vehicle Registration: ES-44 Edit transport booking  
 Requested Slot Time: 8/3/2023 8:39 PM Go to Billing

Transport Mode	Owner	Container Number	Container ...	Full Empty	Gross Weight	Booking Number	Checked	Is Reefer	Is Dg	Washing Type	Consignee	Consignee Coparn	Seal N
Depot in	MAERSK NEW	TCLU8139330	40 FT X 8'6...	Empty		Test 1	<input checked="" type="checkbox"/>	<input type="checkbox"/>	<input type="checkbox"/>	CHEMICAL WASHING - 10 FT			

Everything that you need to enter is marked in orange.

After all data was entered you can press "Go to billing" to enter the next page.

Here in the upper part the status request is shown and in the lower part the billing positions.

Booth: Transport booking - ... x Checking Truck arrivals list  
 Depot Address: MLSLK Search transport bookings  
 Participant: TEST TRUCKER\_IP Go back  
 Vehicle Registration: ES-44 Edit transport booking  
 Net All Round Price: 1,493.46 Go to Payment

Enter text to search... Find

Transport ...	Owner	Container Number	Container ...	Full Empty	Gross Wei...	Booking Nu...	Is Reefer	Is Dg	Washing Type	Consignee	Tax-Id.	Consignee Coparn
Depot in	MAERSK N...	TCLU8139330	40 FT X 8'6...	Empty		Test 1	<input type="checkbox"/>	<input type="checkbox"/>	CHEMICAL WASHING - 10 FT	CONSIGNEE_TEST_IP	123	

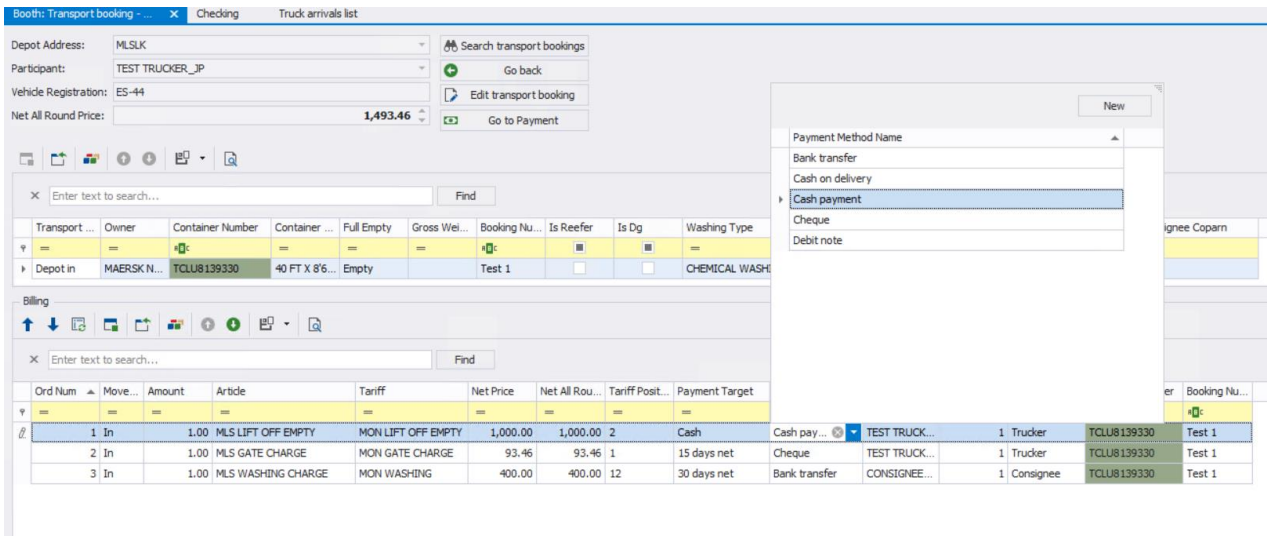
Billing

Enter text to search... Find

Ord Num	Move...	Amount	Article	Tariff	Net Price	Net All Rou...	Tariff Posit...	Payment Target	Payment Method	Billing Address	Receipt	Party	Container Number	Booking Nu...
1	In	1.00	MLS LIFT OFF EMPTY	MON LIFT OFF EMPTY	1,000.00	1,000.00	2	Cash	Cash payment	TEST TRUCK...		1 Trucker	TCLU8139330	Test 1
2	In	1.00	MLS GATE CHARGE	MON GATE CHARGE	93.46	93.46	1	15 days net	Cheque	TEST TRUCK...		1 Trucker	TCLU8139330	Test 1
3	In	1.00	MLS WASHING CHARGE	MON WASHING	400.00	400.00	12	30 days net	Bank transfer	CONSIGNEE...		1 Consignee	TCLU8139330	Test 1

The billing positions are coming from the billing drafts and tariffs in the master data settings.

For each position the payment method can be changed.



Booth: Transport booking - ... X Checking Truck arrivals list

Depot Address: MLSLK Search transport bookings  
 Participant: TEST TRUCKER\_IP Go back  
 Vehicle Registration: ES-44 Edit transport booking  
 Net All Round Price: 1,493.46 Go to Payment

Payment Method Name dropdown menu:  
 Bank transfer  
 Cash on delivery  
**Cash payment**  
 Cheque  
 Debit note

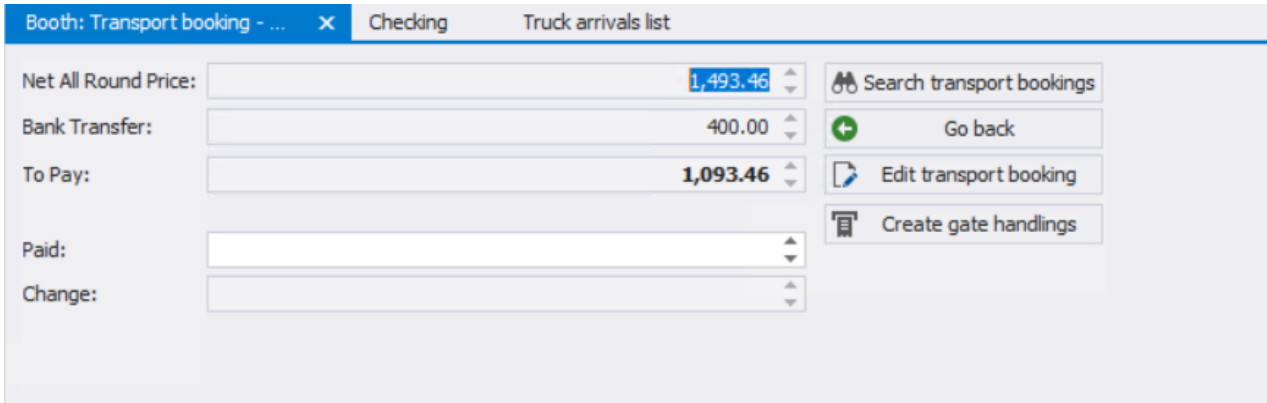
Transport ...	Owner	Container Number	Container ...	Full Empty	Gross Wei...	Booking Nu...	Is Reefer	Is Dg	Washing Type
Depot in	MAERSK N...	TCLU8139330	40 FT X 8'6...	Empty		Test 1			CHEMICAL WASHI

Billing

Ord Num	Move...	Amount	Article	Tariff	Net Price	Net All Rou...	Tariff Posit...	Payment Target
1	In	1.00	MLS LIFT OFF EMPTY	MON LIFT OFF EMPTY	1,000.00	1,000.00	2	Cash
2	In	1.00	MLS GATE CHARGE	MON GATE CHARGE	93.46	93.46	1	15 days net
3	In	1.00	MLS WASHING CHARGE	MON WASHING	400.00	400.00	12	30 days net

If all data is correct click on “go to payment”

A new window opens where is shown what the driver has to pay in cash.



Booth: Transport booking - ... X Checking Truck arrivals list

Net All Round Price: 1,493.46 Search transport bookings  
 Bank Transfer: 400.00 Go back  
 To Pay: 1,093.46 Edit transport booking  
 Paid: Create gate handlings  
 Change:

Here click on “Create gate handling” if the driver has paid and enters the yard.

Now a gate handling and a bill is created.

## 2.3. TRUCK ARRIVAL LIST

This Menu is showing all trucks that are pre registered and also the ones that were manually entered.



Tr...	Depot A...	Requested Slot Time	Vehicle Registration	Created Date	Transport Booking Co...	Revision	Participant	Transport ...	Reference	Is Canceled	Canceled Date
959	MSLJK	8/3/2023 8:39 PM	ES-44	8/3/2023 8:51 PM		0	TEST TRUCKER JP	Truck		<input type="checkbox"/>	
958	MSLJK	8/3/2023 4:42 PM	77-0123	8/3/2023 4:43 PM		0	MON LCB	Truck		<input type="checkbox"/>	
957	MSLJK	8/3/2023 4:39 PM	77-2222	8/3/2023 4:40 PM		0	MON LCB	Truck		<input type="checkbox"/>	
956	MSLJK	8/3/2023 4:36 PM	77-0123	8/3/2023 4:37 PM		0	MON LCB	Truck		<input type="checkbox"/>	
955	MSLJK	8/3/2023 4:35 PM	77-22222	8/3/2023 4:36 PM		0	MON LCB	Truck		<input type="checkbox"/>	
954	MSLJK	8/3/2023 4:34 PM	70-1123	8/3/2023 4:35 PM		0	MON LCB	Truck		<input type="checkbox"/>	
953	MSLJK	8/3/2023 4:32 PM	70-2011	8/3/2023 4:34 PM		0	MON LCB	Truck		<input type="checkbox"/>	
952	MSLJK	8/3/2023 4:23 PM	70-2023	8/3/2023 4:28 PM		0	MON LCB	Truck		<input type="checkbox"/>	
951	MSLJK	8/3/2023 4:23 PM	70-2023	8/3/2023 4:28 PM		0	MON LCB	Truck		<input type="checkbox"/>	
950	MSLJK	8/3/2023 4:07 PM	77-1111	8/3/2023 4:07 PM		0	MON LCB	Truck		<input type="checkbox"/>	
949	MSLJK	8/3/2023 3:34 PM	77-1111	8/3/2023 3:35 PM		0	MON LCB	Truck		<input type="checkbox"/>	
948	MSLJK	8/3/2023 3:22 PM	77-1111	8/3/2023 3:25 PM		0	MON LCB	Truck		<input type="checkbox"/>	
947	MSLJK	8/3/2023 3:19 PM	77-1111	8/3/2023 3:21 PM		0	JP CONSIGNEE	Truck		<input type="checkbox"/>	
946	MSLJK	8/3/2023 3:19 PM	77-1111	8/3/2023 3:20 PM		0	JP CONSIGNEE	Truck		<input type="checkbox"/>	
945	MSLJK	8/3/2023 3:19 PM	77-1111	8/3/2023 3:20 PM		0	MON LCB	Truck		<input type="checkbox"/>	
944	MSLJK	8/3/2023 2:56 PM	77-1111	8/3/2023 2:56 PM		0	MON LCB	Truck		<input type="checkbox"/>	
943	MSLJK	8/3/2023 2:56 PM	77-1111	8/3/2023 2:56 PM		0	MON LCB	Truck		<input type="checkbox"/>	
942	MSLJK	8/3/2023 2:49 PM	77-1111	8/3/2023 2:50 PM		0	MON LCB	Truck		<input type="checkbox"/>	
941	MSLJK	8/3/2023 2:33 PM	77-1111	8/3/2023 2:34 PM		0	MON LCB	Truck		<input type="checkbox"/>	
940	MSLJK	8/3/2023 2:33 PM	77-1111	8/3/2023 2:34 PM		0	MON LCB	Truck		<input type="checkbox"/>	
939	MSLJK	8/3/2023 2:04 PM	77-1111	8/3/2023 2:05 PM		0	MON LCB	Truck		<input type="checkbox"/>	
938	MSLJK	8/3/2023 2:00 PM	ES-11	8/3/2023 2:01 PM		0	TEST TRUCKER JP	Truck		<input type="checkbox"/>	
937	MSLJK	8/3/2023 1:58 PM	77-1111	8/3/2023 2:01 PM		0	MON LCB	Truck		<input type="checkbox"/>	
936	MSLJK	8/3/2023 1:53 PM	Test22	8/3/2023 1:54 PM		0	TEST TRUCKER JP	Truck		<input type="checkbox"/>	
935	MSLJK	8/3/2023 1:53 PM	Test22	8/3/2023 1:54 PM		0	TEST TRUCKER JP	Truck		<input type="checkbox"/>	

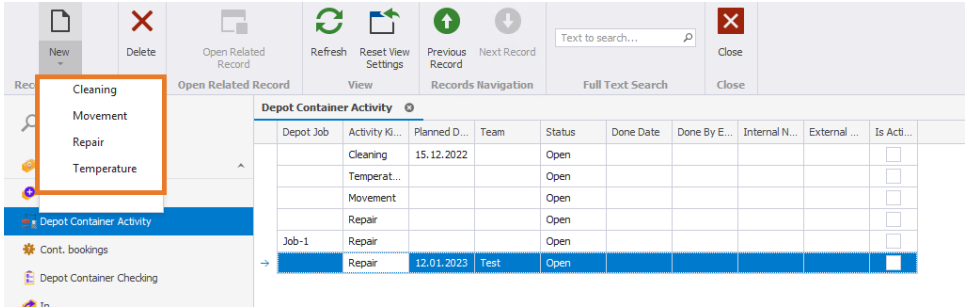
## 2.4. CONTAINER ACTIVITY

Activities can be created separately on any Job either/or specific for 1 Job (container)

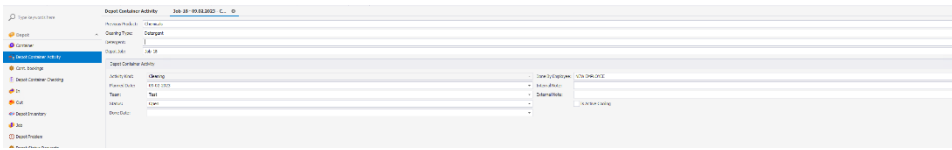
### Menu: Depot container activity

Depot Job	Activity Ki...	Planned D...	Team	Status	Done Date	Done By E...	Internal N...	External ...	Is Act...
	Cleaning	15.12.2022		Open					<input type="checkbox"/>
	Temperat...			Open					<input type="checkbox"/>
	Movement			Open					<input type="checkbox"/>
	Repair			Open					<input type="checkbox"/>
Job-1	Repair			Open					<input type="checkbox"/>
	Repair	12.01.2023	Test	Open					<input checked="" type="checkbox"/>

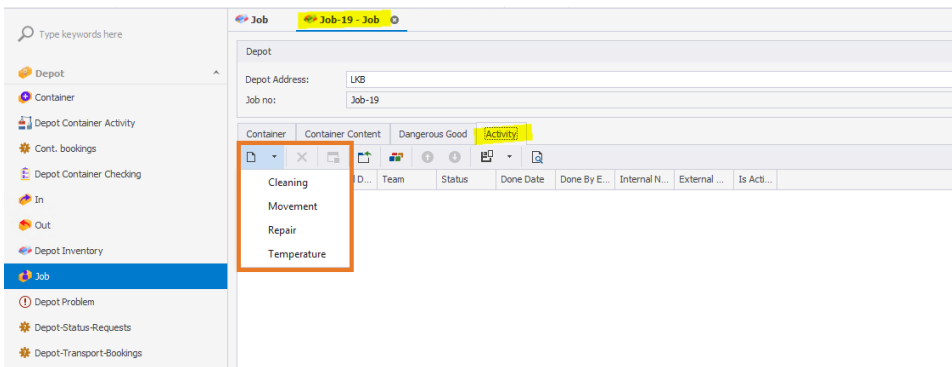
New Item will create a new activity based on the activity you selected in the drop down menu



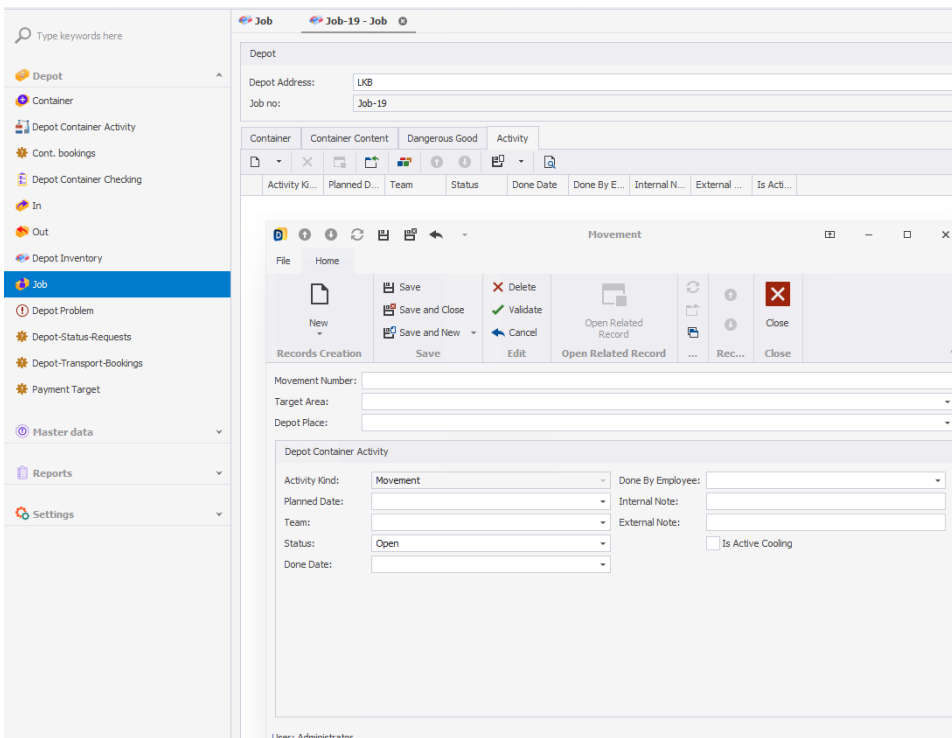
Activities can be linked to a specific Job in the detail view



Activities specific for 1 container/Job in the menu **Job > Job detail view** under the Activity tab:

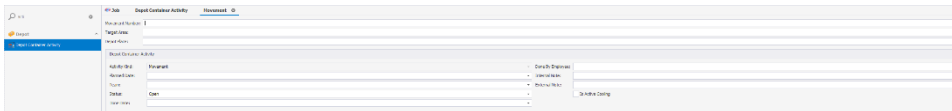


Separate activities can be added by clicking on the **New button** or amended via **double click** on existing activities



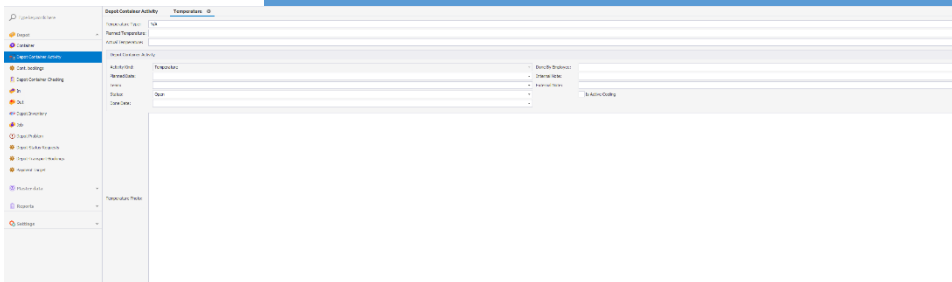
## 2.4.1. REPOSITIONING/MOVEMENT

Repositioning = container movement within the depot can be added under each Job as a separate activity (this will work completely automatic with cs BOX)



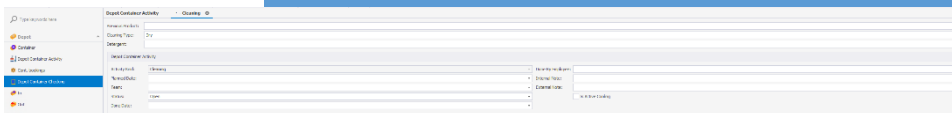
The screenshot shows the 'Reposition' activity configuration in the MON system. It includes fields for 'Name of Position', 'Origin', 'Destination', 'Date', and 'Time'. There are also dropdown menus for 'Activity' and 'Status', and a 'Save' button.

## 2.4.2. TEMPERATURE



The screenshot shows the 'Temperature' activity configuration in the MON system. It includes fields for 'Temperature', 'Date', and 'Time'. There are also dropdown menus for 'Activity' and 'Status', and a 'Save' button.

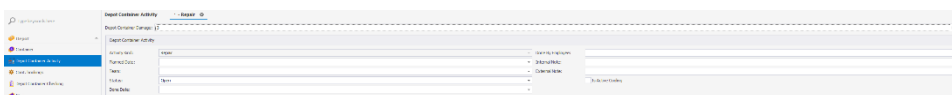
## 2.4.3. CLEANING



The screenshot shows the 'Cleaning' activity configuration in the MON system. It includes fields for 'Cleaning Type', 'Cleaning Time', and 'Cleaning Date'. There are also dropdown menus for 'Activity' and 'Status', and a 'Save' button.

## 2.4.4. REPAIR

Repair activities can be added to any damaged container (damage needs to be documented via checking process)

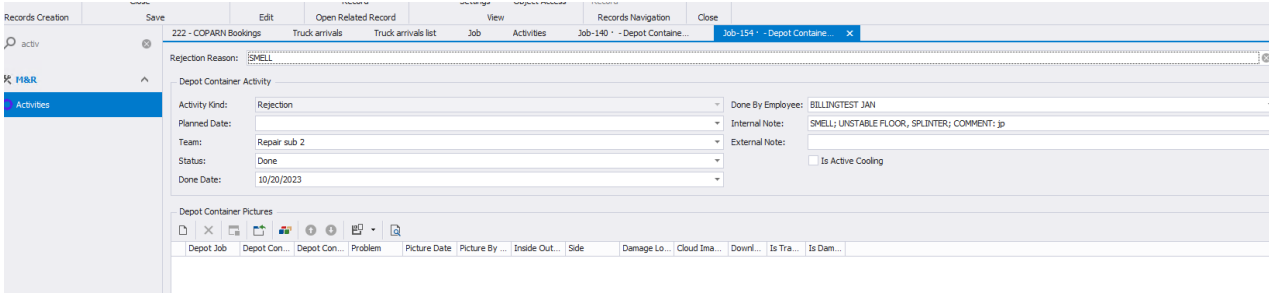


The screenshot shows the 'Repair' activity configuration in the MON system. It includes fields for 'Repair Type', 'Repair Date', and 'Repair Time'. There are also dropdown menus for 'Activity' and 'Status', and a 'Save' button.

## 2.4.5. REJECTION

Rejection activities are added automatically if in the gate out menu either

- ➔ the checker adds a rejection in the container out check app or
- ➔ the booth user adds a rejection manually



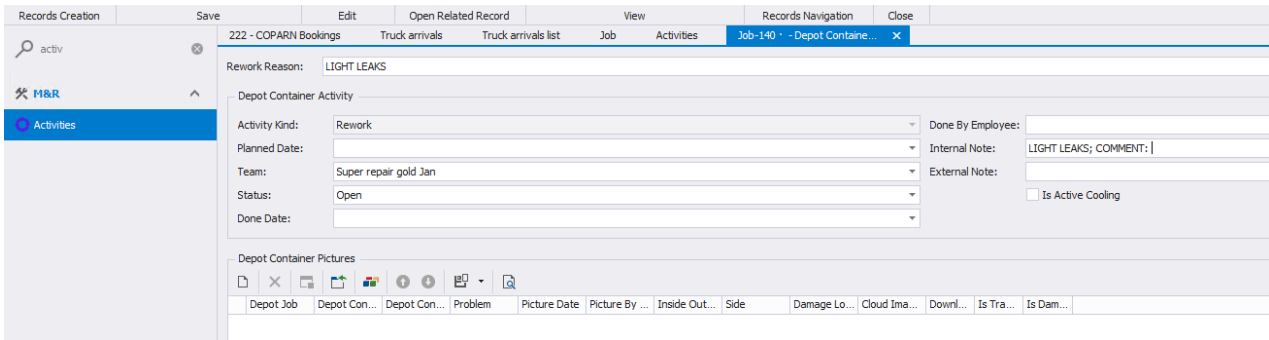
Any kind of activity can also be added manually independent of the gate out logic.

## 2.4.6. REWORK

Rework activities are added automatically if in the gate out menu either

- ➔ the checker adds a rework in the container out check app or
- ➔ the booth user adds a rework

Any kind of activity can also be added manually independent of the gate out logic.



## 2.4.7. REJECTION + REWORK FOTOS

In case fotos have been made by the gate out checker the fotos will be shown in the depot activity:

Gate Out
Job
Inventory
Job-183 - Job
Activities
Job-183 - Depot Containe... ✕

Depot Container Rejection

Activity Kind: Rejection

Rejection Reason: FOREIGN OBJECTS, INSECTS

Internal Note: FOREIGN OBJECTS, INSECTS; UNSTABLE FLOOR, SPLINTER; | test

Status: Open

Team:

Done Date:




Done By Employee:

Previous Place:

Area: D

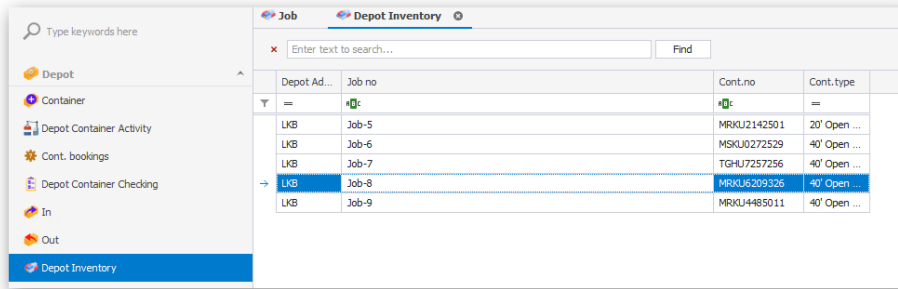
Depot Container Pictures

🗑️
✖️
📄
📁
🎨
📶
📷
🔍

Depot Job	Picture	Picture Date	Picture By Employee	Cloud Ima...	Downl...	Is Tra...	Is Dam...
▶ Job-183		11/10/2023	BILLINGTEST JAN	dcb30000-...	<input type="checkbox"/>	<input type="checkbox"/>	<input type="checkbox"/>
Job-183		11/10/2023	BILLINGTEST JAN	dcb30000-...	<input type="checkbox"/>	<input type="checkbox"/>	<input type="checkbox"/>
Job-183		11/10/2023	BILLINGTEST JAN	dcb30000-...	<input type="checkbox"/>	<input type="checkbox"/>	<input type="checkbox"/>

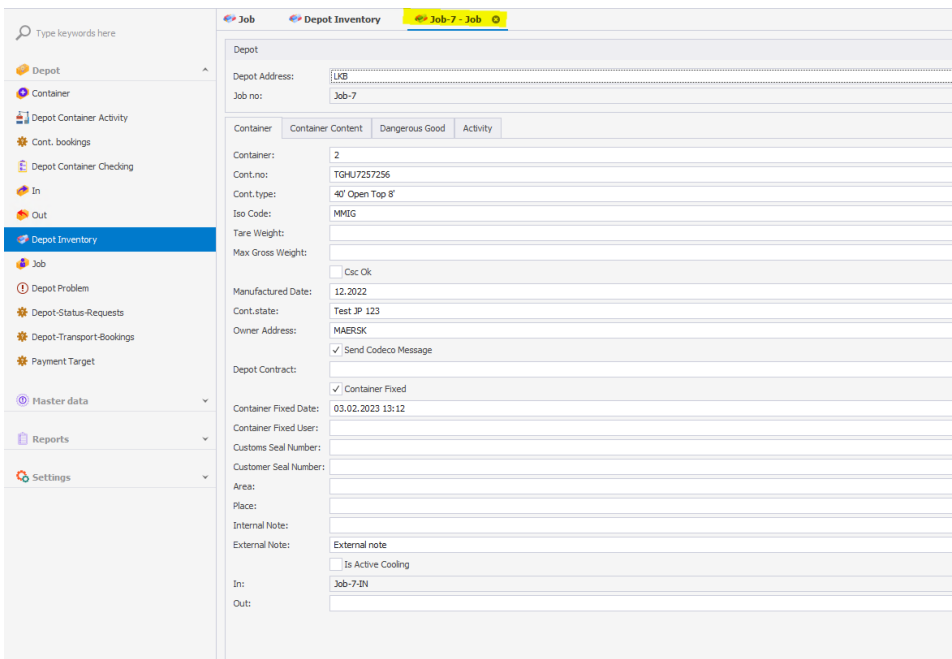
## 2.5. INVENTORY

Inventory = complete overview of current containers in stock



Depot Ad...	Job no	Cont.no	Cont.type
LKB	Job-5	MRKU2142501	20' Open ...
LKB	Job-6	MSKU0272529	40' Open ...
LKB	Job-7	TGHU7257256	40' Open ...
LKB	Job-8	MRKU6209326	40' Open ...
LKB	Job-9	MRKU4485011	40' Open ...

Double click will lead you to the specific Job for this container



Job-7 - Job

Depot Address: LKB  
Job no: Job-7

Container	Container Content	Dangerous Good	Activity
Container:	2		
Cont.no:	TGHU7257256		
Cont.type:	40' Open Top 8'		
Iso Code:	MMBG		
Tare Weight:			
Max Gross Weight:			
<input type="checkbox"/> Csc Ok Manufactured Date: 12.2022 Cont.state: Test JP 123 Owner Address: MAERSK <input checked="" type="checkbox"/> Send Codeco Message			
Depot Contract: <input checked="" type="checkbox"/> Container Fixed Container Fixed Date: 03.02.2023 13:12 Container Fixed User: Customs Seal Number: Customer Seal Number:			
Area: Place: Internal Note: External Note:			
<input type="checkbox"/> Is Active Cooling In: Job-7-IN Out:			

## 2.6. GATE OUT

Menu „Gate out“: only trucks with containers are shown which have been put on the chassis off the truck who wants to leave the depot with the reach stacker app

Depot G...	Booking Nu...	Cont.no	Trucker	Cont.type	Truck. no	Full/empty	In Out	Depot Job	Created Date	Owner Address	Rejection Reason	Rework Reason Comment
243	226399105	APRIU5771537	MLSLK	40 FT X 8'6" GE...	77-7545 nri IC	Empty	Out	Job-158	10/20/2023 7:31 PM	MAERSK NEW	HOLD	
242	226399105	MRKU7293199	MLSLK	20 FT X 8'6" GE...	70-4475 nri T8	Empty	Out	Job-157	10/20/2023 7:30 PM	MAERSK NEW	DOOR SEAL,DOOR LOCK	
238	226399105	WHLU6000035	MLSLK	20 FT X 8'6" GE...	118-1261 sh	Empty	Out	Job-155	10/20/2023 5:51 PM	MAERSK NEW	SANCTION	
236	226399105	MSKU1626972	MLSLK	40 FT X 8'6" GE...	79-8285 nri	Empty	Out	Job-135	10/20/2023 3:01 PM	MAERSK NEW	DOOR SEAL,DOOR LOCK	

## 2.7. COPARN BOOKING MENU

Records Creation	Close	advance	Record	Settings	Object Access	Record																																
Records Creation	Save	Edit	Open Related Record	View	Records Navigation	Close																																
coparn	232403332 - COPARN Book...	Report Type	State	Job	Job-177 - Job	COPARN Bookings																																
Depot	222 - COPARN Bookings																																					
COPARN Bookings	<p>General</p> <p>Depot Address: <input type="text" value="MLSLC"/> Booking Type: <input type="text" value="Depot in"/></p> <p>Depot contract: <input type="text" value="Maersk"/> full/empty: <input type="text" value="Empty"/></p> <p>Booking number: <input type="text" value="222"/> Cont. type: <input general="" purpose"="" type="text" value="40 FT X 8'6"/></p> <p>Booking amount: <input type="text" value="11,111"/> Ship Owner: <input type="text" value="MAE"/></p>																																					
Settings	<p>Billing</p> <p>Paid In Advance Article: <input type="text"/> Paid In Advance Net All Round Price: <input type="text"/> Depot Gate Handling Bill</p>																																					
Depot	<p>Booked Container</p> <p>Details Extra Services Accounting blocks</p>																																					
COPARN Bookings	<p>Enter text to search... Find</p> <table border="1"> <thead> <tr> <th>In Out</th> <th>Depot</th> <th>Depot Job</th> <th>In Gate Date</th> <th>Status Request</th> <th>Trucker</th> <th>Out Gate Date</th> <th>Handling State</th> </tr> </thead> <tbody> <tr> <td>In</td> <td>MLSLC</td> <td>Job-177</td> <td>10/30/2023 5:57 PM</td> <td>611</td> <td>MLSLK</td> <td></td> <td>Lift on off</td> </tr> <tr> <td>In</td> <td>MLSLC</td> <td>Job-176</td> <td>10/30/2023 4:16 PM</td> <td>614</td> <td>MLSLK</td> <td></td> <td>Lift on off</td> </tr> <tr> <td>In</td> <td>MLSLC</td> <td>Job-175</td> <td>10/30/2023 4:16 PM</td> <td>613</td> <td>MLSLK</td> <td></td> <td>Lift on off</td> </tr> </tbody> </table>						In Out	Depot	Depot Job	In Gate Date	Status Request	Trucker	Out Gate Date	Handling State	In	MLSLC	Job-177	10/30/2023 5:57 PM	611	MLSLK		Lift on off	In	MLSLC	Job-176	10/30/2023 4:16 PM	614	MLSLK		Lift on off	In	MLSLC	Job-175	10/30/2023 4:16 PM	613	MLSLK		Lift on off
In Out	Depot	Depot Job	In Gate Date	Status Request	Trucker	Out Gate Date	Handling State																															
In	MLSLC	Job-177	10/30/2023 5:57 PM	611	MLSLK		Lift on off																															
In	MLSLC	Job-176	10/30/2023 4:16 PM	614	MLSLK		Lift on off																															
In	MLSLC	Job-175	10/30/2023 4:16 PM	613	MLSLK		Lift on off																															

**General + details:** Overall menu and booking details. All Container bookings imported (and updated) via COPARN or imported via Excel Import are shown.

**Booked Container:** list: list of all containers which have been come into the depot with this booking no. = Released ctr.

Booked Container					
Details		Extra Services		Accounting blocks	
Enter text to search...					
In Out	Depot	Depot Job	In Gate Date	Status f	
In	MLSLC	Job-177	10/30/2023 5:57 PM	611	
In	MLSLC	Job-176	10/30/2023 4:16 PM	614	
In	MLSLC	Job-175	10/30/2023 4:16 PM	613	
In	MLSLC	Job-174	10/30/2023 4:13 PM	615	
In	MLSLC	Job-173	10/30/2023 4:12 PM	616	
In	MLSLC	Job-172	10/24/2023 11:33 PM	570	
In	MLSLC	Job-171	10/24/2023 11:32 PM	571	
In	MLSLC	Job-170	10/24/2023 11:31 PM	595	

Extra services: can be defined in the submaster data and can be added manually to a booking. Will be used for

- ➔ Tariff/price calculation
- ➔ Showing it on the reach stacker app
- ➔ (Later maybe) creating activities automatically

Booked Container					
Details		Extra Services		Accounting blocks	
Depot Extra Service				Temperature	Date
Brown paper				0.00	
Test extra service				0.00	
Precool				0.00	

Accounting

## 2.8. CONTAINER REQUEST (STATUS REQUEST)

Here all request to bring or pick up container are shown connected to the trucker and all detailed information needed for a movement.

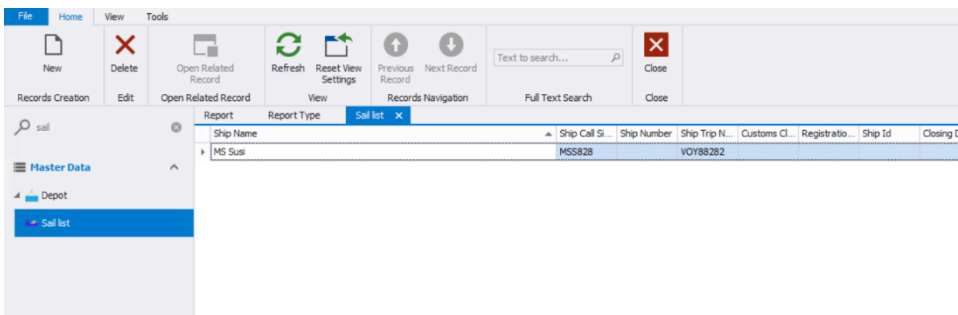


Depot Add...	Revision	Participant	Transport Means	Transport Mode	Import Exp...	Container Number	Created Date	Owner	Booking Number	Reference	Container ...	Full Empty	Container ...	Gross Wei...	Is Ree...	Is Cus...	Is Og	Consignee
MSLK	0	MON LKB	N/A	Depot in	Export	CGMU5182430	8/4/2023 2:12 PM	CMA CGM	GTDO790000		40 FT X 96...	Full						
MSLK	0	MON LKB	N/A	Depot in	Import	LYGU0085530	8/4/2023 1:50 PM	MAERSK N...	609000000		20 FT X 86...	Empty						
MSLK	0	MON LKB	N/A	Depot in	Import	BISU8088295	8/4/2023 1:47 PM	MAERSK N...	609000000		20 FT X 86...	Empty						
MSLK	0	MON LKB	N/A	Depot out	Import	CGMU5182430	8/4/2023 1:25 PM	CMA CGM	GTDO790000		40 FT X 96...	Full						
MSLK	0	MON LKB	N/A	Depot out	Import	CGMU5182430	8/4/2023 1:25 PM	CMA CGM	GTDO790000		40 FT X 96...	Full						
MSLK	0	MON LKB	N/A	Depot out	Import	CGMU5182430	8/4/2023 1:24 PM	CMA CGM	GTDO790000		40 FT X 96...	Full						
MSLK	0	MON LKB	N/A	Depot in	Export	CGMU5182430	8/4/2023 1:08 PM	MAERSK N...	GTDO790000		40 FT X 96...	Full						
MSLK	0	MON LCB	N/A	Depot out	Export		8/4/2023 11:16 AM	MAERSK N...	CT0804002		20 FT X 86...	Empty						JP CONSIG...
MSLK	0	MON LCB	N/A	Depot in	Import	HASU4098041	8/4/2023 11:00 AM	MAERSK N...	CT0804001		20 FT X 86...	Empty						JP CONSIG...
MSLK	0	MON LKB	N/A	Depot in	Import	BISU8088295	8/4/2023 8:58 AM	MAERSK N...	609000000		20 FT X 86...	Empty						
MSLK	0	MON LKB	N/A	Depot out	Export	PONU7588381	8/4/2023 8:55 AM	MAERSK N...	2040000		40 FT X 96...	Empty						
MSL.C	0	MAERSK NEW	N/A	Depot in	Import	PONU1746113	8/3/2023 11:12 PM	MAERSK N...	222		40 FT X 86...	Empty						CONSIGNE...
MSL.C	0	MAERSK NEW	N/A	Depot in	Import	MRKU4870893	8/3/2023 11:12 PM	MAERSK N...	222		40 FT X 86...	Empty						
MSL.C	0	MAERSK NEW	N/A	Depot in	Import	MRKU5733405	8/3/2023 11:10 PM	MAERSK N...	222		40 FT X 86...	Empty						CONSIGNE...
MSL.C	0	MAERSK NEW	N/A	Depot in	Import	TCNU7403087	8/3/2023 10:47 PM	MAERSK N...	222		40 FT X 86...	Empty						CONSIGNE...
MSLK	0	TEST TRUCK...	N/A	Depot in	Import	TCLU8139330	8/3/2023 8:51 PM	MAERSK N...	Test 1		40 FT X 86...	Empty						CONSIGNE...
MSLK	0	MON LKB	N/A	Depot out	Export		8/3/2023 4:43 PM	MAERSK N...	202308001		40 FT X 96...	Empty						
MSLK	0	MON LKB	N/A	Depot out	Export		8/3/2023 4:40 PM	MAERSK N...	2040000		40 FT X 96...	Empty						JPJ
MSL.C	0	MON LCB	N/A	Depot out	Export		8/3/2023 4:37 PM	MAERSK N...	202308001		40 FT X 96...	Empty						
MSLK	0	MON LKB	N/A	Depot out	Export		8/3/2023 4:36 PM	MAERSK N...	2040000		40 FT X 96...	Empty						
MSLK	0	MON LKB	N/A	Depot out	Export		8/3/2023 4:35 PM	MAERSK N...	2040000		40 FT X 96...	Empty						
MSLK	0	MON LKB	N/A	Depot out	Export		8/3/2023 4:34 PM	MAERSK N...	202308001		40 FT X 96...	Empty						
MSLK	0	MON LCB	N/A	Depot out	Export		8/3/2023 4:28 PM	MAERSK N...	202308001		40 FT X 96...	Empty						
MSLK	0	MON LCB	N/A	Depot out	Export		8/3/2023 4:28 PM	MAERSK N...	202308001		40 FT X 96...	Empty						
MSLK	0	MON LKB	N/A	Depot in	Import	LYGU0085530	8/3/2023 4:07 PM	MAERSK N...	609000000		20 FT X 86...	Empty						JPJ
MSLK	0	MON LKB	N/A	Depot in	Import	HASU4098041	8/3/2023 3:35 PM	MAERSK N...	609000000		20 FT X 86...	Empty						JP CONSIG...
MSLK	0	MON LKB	N/A	Depot in	Import	HASU4098041	8/3/2023 3:25 PM	MAERSK N...	609000000		20 FT X 86...	Empty						JP CONSIG...
MSL.C2	0	JP CONSIGN...	N/A	Depot in	Import		8/3/2023 3:21 PM	MAERSK N...	609000000		20 FT X 86...	Empty						
MSL.C2	0	JP CONSIGN...	N/A	Depot in	Import		8/3/2023 3:21 PM	MAERSK N...	609000000		20 FT X 86...	Empty						
MSL.C	0	MON LCB	N/A	Depot in	Import	HASU4098041	8/3/2023 3:20 PM	MAERSK N...	609000000		20 FT X 86...	Empty						JP CONSIG...
MSLK	0	MON LKB	N/A	Depot in	Import	HASU4098041	8/3/2023 2:56 PM	MAERSK N...	609000000		20 FT X 86...	Empty						JP CONSIG...
MSLK	0	MON LKB	N/A	Depot in	Import	HASU4098041	8/3/2023 2:50 PM	MAERSK N...	609000000		20 FT X 86...	Empty						JP CONSIG...
MSLK	0	MON LKB	N/A	Depot in	Import	HASU4098041	8/3/2023 2:34 PM	MAERSK N...	609000000		20 FT X 86...	Empty						JP CONSIG...
MSLK	0	MON LKB	N/A	Depot in	Import	HASU4098041	8/3/2023 2:34 PM	MAERSK N...	609000000		20 FT X 86...	Empty						JP CONSIG...
MSLK	0	MON LKB	N/A	Depot in	Import	LYGU0085530	8/3/2023 2:05 PM	MAERSK N...	609000000		20 FT X 86...	Empty						TESTNF
MSLK	0	MON LKB	N/A	Depot in	Import	HASU4098041	8/3/2023 2:05 PM	MAERSK N...	609000000		20 FT X 86...	Empty						TESTNF
MSLK	0	TEST TRUCK...	N/A	Depot out	Export	PONU7588381	8/3/2023 2:01 PM	MAERSK N...	Test 1		40 FT X 86...	Empty						CONSIGNE...
MSLK	0	MON LKB	N/A	Depot in	Import	LYGU0085530	8/3/2023 2:01 PM	MAERSK N...	609000000		20 FT X 86...	Empty						
MSLK	0	MON LKB	N/A	Depot in	Import	HASU4098041	8/3/2023 2:01 PM	MAERSK N...	609000000		20 FT X 86...	Empty						
MSLK	0	TEST TRUCK...	N/A	Depot in	Import		8/3/2023 1:54 PM	MAERSK N...	ES_IN		20 FT X 86...	Empty						
MSLK	0	TEST TRUCK...	N/A	Depot in	Import		8/3/2023 1:54 PM	MAERSK N...	ES_IN		20 FT X 86...	Empty						
MSLK	0	TEST TRUCK...	N/A	Depot in	Import		8/3/2023 1:46 PM	MAERSK N...	Test 1		40 FT X 86...	Empty						
MSLK	0	TEST TRUCK...	N/A	Depot in	Import		8/3/2023 1:45 PM	MAERSK N...	Test 1		40 FT X 86...	Empty						
MSLK	0	MON LKB	N/A	Depot in	Import	LYGU0085530	8/3/2023 11:25 AM	MAERSK N...	609000000		20 FT X 86...	Empty						
MSLK	0	MON LKB	N/A	Depot in	Import	LYGU0085530	8/3/2023 11:18 AM	MAERSK N...	609000000		20 FT X 86...	Empty						

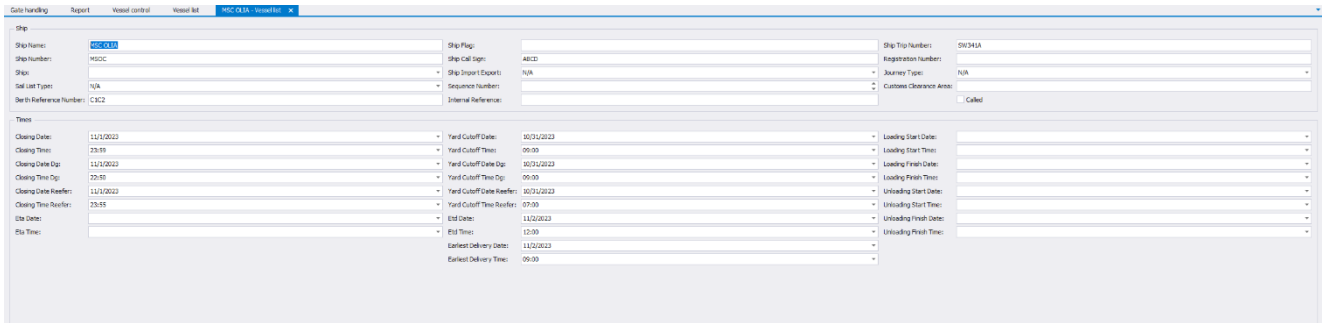
## 2.9. VESSEL LIST

### 2.9.1. VESSEL LIST BASICS

In the menu "Vessel list" all ships can be added.



All required fields are added

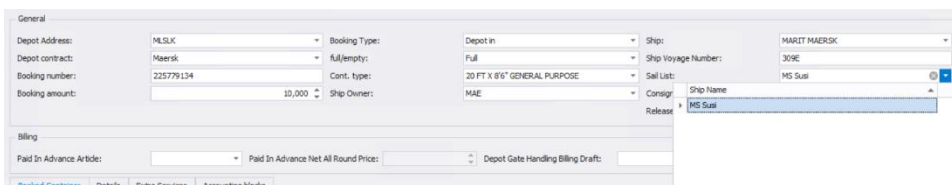


## 2.9.2. VESSEL LIST CONTROL

To control over the laden containers in the Menu all Container bookings for laden containers are displayed.

Cont. no	Booking number	Ship Owner	Depot Add.	Ship	Port Of Lo.	Pickup Date	Sail List	Yard Cut Off Dat.	Yard Cut Off Dat.	Yard Cut Off Ree.	Closing Date And	Closing Dg Date	Booking St.
	test	MAE	MON LCB	MARIT MA.		3/17/2023	MS Sus						Done
	225779133	MAE	MLSK	MARIT MA.		3/17/2023							Open
	225779134	MAE	MLSK	MARIT MA.		3/17/2023	MS Sus						Open
	GT00790000	CHA	MLSK	SOU OF L.	BMT								Open
	GT00790000	CHA	MLSK	SOU OF L.	BMT								Open
	GT00790000	CHA	MLSK	SOU OF L.	BMT								Done
	CRSU9108327	20400000	MAE	MLSK									Open
	2040000	MAE	MLSK										Open

Here the correct sail list can be chosen by double clicking and selecting it in the drop down:



and the times will be filled as filled as in the vessel list.

Cont. no	Booking number	Ship Owner	Depot Add.	Ship	Port Of Lo.	Pickup Date	Sail List	Yard Cut Off Dat.	Yard Cut Off Dat.	Yard Cut Off Ree.	Closing Date And	Closing Dg Date	Released	Booking amount	Booking
	225779133	MAE	MLSK	MARIT MA.		3/17/2023							0	10,000	Open
	GT00790000	CHA	MLSK	SOU OF L.	BMT								0	0	Open
	GT00790000	CHA	MLSK	SOU OF L.	BMT								0	0	Open
	2040000	MAE	MLSK										0	0	Open
	test	MAE	MON LCB	MARIT MA.		3/17/2023	MS Sus						1	5	In progress
	225779134	MAE	MLSK	MARIT MA.		3/17/2023	MS Sus	11/7/2023 3:00 PM					1	10,000	In progress
	GT00790000	CHA	MLSK	SOU OF L.	BMT								1	1	Done
	CRSU9108327	20400000	MAE	MLSK									1	1	Done

The status is depending on the status of the connected gate handling for this booking.

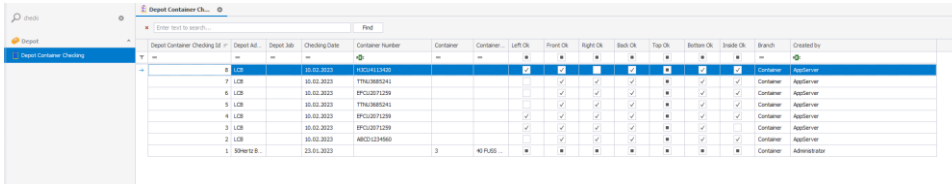
Open = no Gate Handling available

In Progress = bookings amount > released containers

Done = booking amount = released containers

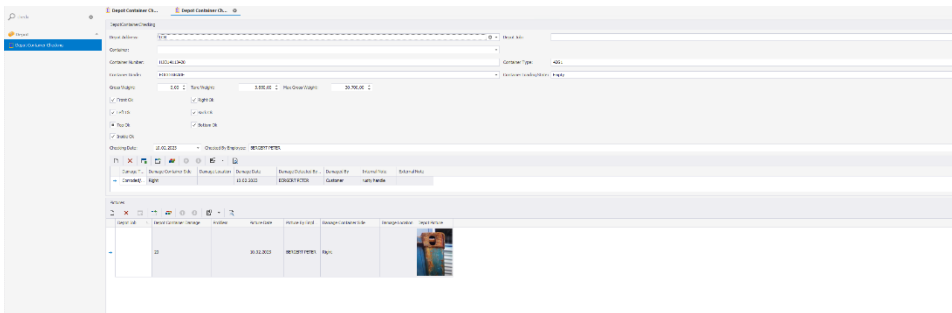
## 2.10. CONTAINER CHECKING JP

Container checking shows a listview of every container which has been checked as well as if any damages has been noted by the Checker via cs BOX



Depot Ad.	Depot Job	Checking Date	Container Number	Container	Container	Left Ok	Front Ok	Right Ok	Back Ok	Top Ok	Bottom Ok	Inside Ok	Branch	Created By
1	120	10.02.2023	HTG44120400			<input checked="" type="checkbox"/>	<input checked="" type="checkbox"/>	<input checked="" type="checkbox"/>	<input checked="" type="checkbox"/>	<input checked="" type="checkbox"/>	<input checked="" type="checkbox"/>	<input checked="" type="checkbox"/>	Container	AppServer
7	LCB	10.02.2023	FTNL0869241			<input checked="" type="checkbox"/>	<input checked="" type="checkbox"/>	<input checked="" type="checkbox"/>	<input checked="" type="checkbox"/>	<input checked="" type="checkbox"/>	<input checked="" type="checkbox"/>	<input checked="" type="checkbox"/>	Container	AppServer
6	LCB	10.02.2023	EPCL02071299			<input checked="" type="checkbox"/>	<input checked="" type="checkbox"/>	<input checked="" type="checkbox"/>	<input checked="" type="checkbox"/>	<input checked="" type="checkbox"/>	<input checked="" type="checkbox"/>	<input checked="" type="checkbox"/>	Container	AppServer
8	LCB	10.02.2023	FTNL0869241			<input checked="" type="checkbox"/>	<input checked="" type="checkbox"/>	<input checked="" type="checkbox"/>	<input checked="" type="checkbox"/>	<input checked="" type="checkbox"/>	<input checked="" type="checkbox"/>	<input checked="" type="checkbox"/>	Container	AppServer
4	LCB	10.02.2023	EPCL02071299			<input checked="" type="checkbox"/>	<input checked="" type="checkbox"/>	<input checked="" type="checkbox"/>	<input checked="" type="checkbox"/>	<input checked="" type="checkbox"/>	<input checked="" type="checkbox"/>	<input checked="" type="checkbox"/>	Container	AppServer
3	LCB	10.02.2023	EPCL02071299			<input checked="" type="checkbox"/>	<input checked="" type="checkbox"/>	<input checked="" type="checkbox"/>	<input checked="" type="checkbox"/>	<input checked="" type="checkbox"/>	<input checked="" type="checkbox"/>	<input checked="" type="checkbox"/>	Container	AppServer
2	LCB	10.02.2023	ABCD1234560			<input checked="" type="checkbox"/>	<input checked="" type="checkbox"/>	<input checked="" type="checkbox"/>	<input checked="" type="checkbox"/>	<input checked="" type="checkbox"/>	<input checked="" type="checkbox"/>	<input checked="" type="checkbox"/>	Container	AppServer
1	Sphere B.	23.01.2023		3	40 FLISS.	<input checked="" type="checkbox"/>	<input checked="" type="checkbox"/>	<input checked="" type="checkbox"/>	<input checked="" type="checkbox"/>	<input checked="" type="checkbox"/>	<input checked="" type="checkbox"/>	<input checked="" type="checkbox"/>	Container	Administrator

Double click on any check will open up the detail view



HTG44120400

Container Number: HTG44120400

Container: HTG44120400


Container Type: 40L

Weight: 3.850.000

Max Gross Weight: 30.700.000

Checking Date: 10.02.2023

Checked By Employee: BERGERT PETER

DEPOT AD.	DAMAGE CONTAINER SIDE	PROBLEM	PICTURE DATE	PICTURE BY EMPL.	DAMAGE CONTAINER SIDE	DAMAGE LOCATION	DEPOT PICTURE
20	Right		10.02.2023	BERGERT PETER	Right		

In the damage column you can enter additional damages which haven't been noticed by the checker manually by clicking on New/White paper + additional pictures can also be added in the pictures column (pictures don't need to be linked to a damage source)

Gross Weight: 0,00 Tare Weight: 3.850,00 Max Gross Weight: 30.700,00

Front Ok  Right Ok

Left Ok  Back Ok


Top Ok  Bottom Ok

Inside Ok

Checking Date: 10.02.2023 Checked By Employee: BERGERT PETER

Damage T...	Damage Container Side	Damage Location	Damage Date	Damage Detected By...	Damaged By	Internal Note	External Note
Corroded/...	Right		10.02.2023	BERGERT PETER	Customer	rusty handle	

Pictures

Depot Job	Depot Container Damage	Problem	Picture Date	Picture By Empl...	Damage Container Side	Damage Location	Depot Picture
20			10.02.2023	BERGERT PETER	Right		

The different fields mean the following:

Name	Definition
Checking date	Date when checking was completed
<b>Checked by</b>	Employee who did the checking
<b>Front OK</b>	FrontOk
<b>Back OK</b>	BackOk
<b>Right OK</b>	RightOk
<b>Left OK</b>	LeftOk
<b>Top OK</b>	TopOk
<b>Bottom OK</b>	BottomOk
<b>Inside OK</b>	InsideOk
<b>Container Grade ID</b>	Grade of the Container
<b>Branch ID</b>	Branch in which is operated
<b>Depot Address ID</b>	Depot Adress
<b>Container Number</b>	Container Number
<b>Container Type ID</b>	Container Type (40', 20')
<b>ISO Code</b>	Iso Code
<b>Tare Weight</b>	TareWeight
<b>Max Gross Weight</b>	MaxGrossWeight
<b>Gross Weight</b>	GrossWeight
<b>CSC OK</b>	Csc Plate ok - send by Maersk
<b>Manufactured Date</b>	Manufactured date of container - send by Maersk
<b>Container Loading State</b>	Full/empty
<b>Washing</b>	does he need cleaning - entered by checker
<b>Global Hunt State</b>	Container stolen? Send by Maersk
<b>St Block</b>	Container blocked - send by Maersk
<b>Seal Number</b>	Seal nr
<b>Trucker Registration Number</b>	Plate nr

<b>Status</b>	Status of the checking (open, done, canceled)
<b>Status Code</b>	
<b>Internal Note</b>	
<b>Container Owner ID</b>	Owner of the container
<b>Container Operator ID</b>	User of the container at this moment
<b>Trucker Company Address ID</b>	Trucker who is driving the order
<b>Actual Temperature</b>	current Temperatur while checking
<b>Free Text 1</b>	

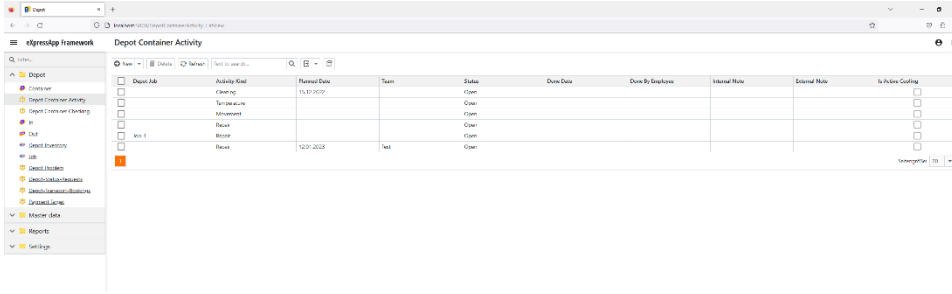
## 2.11. CS DEPOT ONLINE

Intention of cs DEPOT online/ cs DEPOT Web is the possibility to work remote without the need of an installed device with the software application.

Every change you make and vice versa will be visible to all users who are working with cs DEPOT

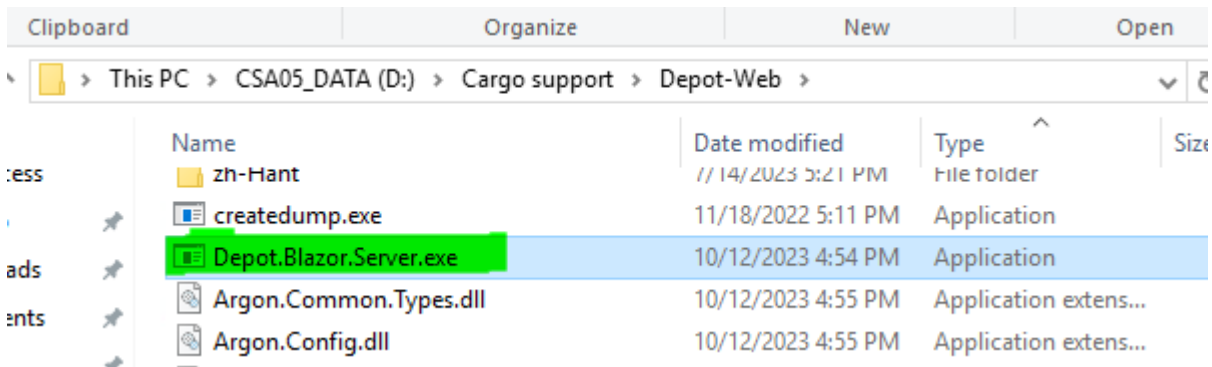



The structure is linked to cs DEPOT and users should be able to find their way around on the Web-version as they do on the App-version

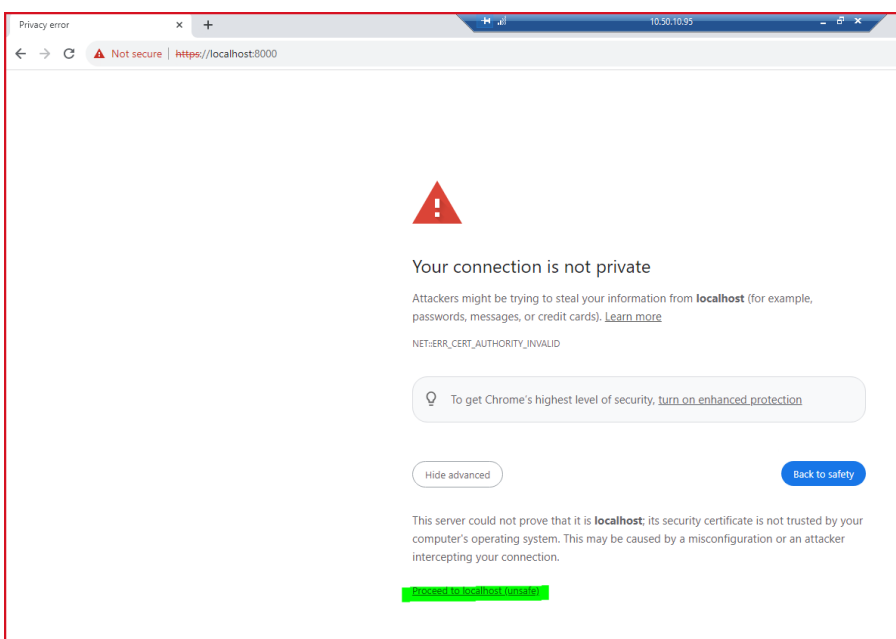


For testing:

- Server has to be started



- Agree unsafe



Login with same login like depot:

**Log In** English ▾

Enter your user name and password below.

User Name

Password

**Log In**

Use case: 3<sup>rd</sup> party companies who do the repair in Mon depot could use the activity menu only add their rework/rejection times and results:

Sub contractor logs in: Sub / PW: 123

**Log In** English ▾

Enter your user name and password below.

User Name

Password

**Log In**

eXpressApp Framework **Activities**

Q activ

^ M&R

<input type="checkbox"/>	Depot Job	Activity Kind	Internal Note	Planned Date	Team	External Note	Status
<input type="checkbox"/>	<input type="text"/>	R. <input type="button" value="X"/> <input type="button" value="v"/>	<input type="text"/>	<input type="text"/>	<input type="text"/>	<input type="text"/>	
<input type="checkbox"/>	Job-133	Rejection	SMELL   COMMENT:		Team repair Cheng		Open
<input type="checkbox"/>	Job-131	Rejection	UNSTABLE FLOOR, SPLINTER   COMMENT: weiterer kommentar				Open
<input type="checkbox"/>	Job-137	Rejection	UNSTABLE FLOOR, SPLINTER   COMMENT: Test comment				Done
<input type="checkbox"/>	Job-138	Rejection	FOREIGN OBJECTS, INSECTS; TRANSFERABLE PAINT; COMMENT: comment				Done



### 3. CHECKER APP ES

#### 3.1. GATE IN CHECK SETTINGS

##### 3.1.1. WASHING / CLEANING TYPES

Records Creation	Edit	Open Related Record	View	Records Navigation	Full Text Search	Close
wash		Depot Mobile User		Depot Container Ch...		Washing type
Master data		Match Code	Name	Code	Rank	Description
Washing type		WATER WASHING	Water Washing		1	
		DETERGENT WASHING	Detergent Washing		2	
		CHEMICAL WASHING	Chemical Washing		3	
		NO WASHING	No washing		4	

Will be selectable in the checker app

##### 3.1.2. MOBILE USERS

Needed for the app login in identification in which depot app user is working.

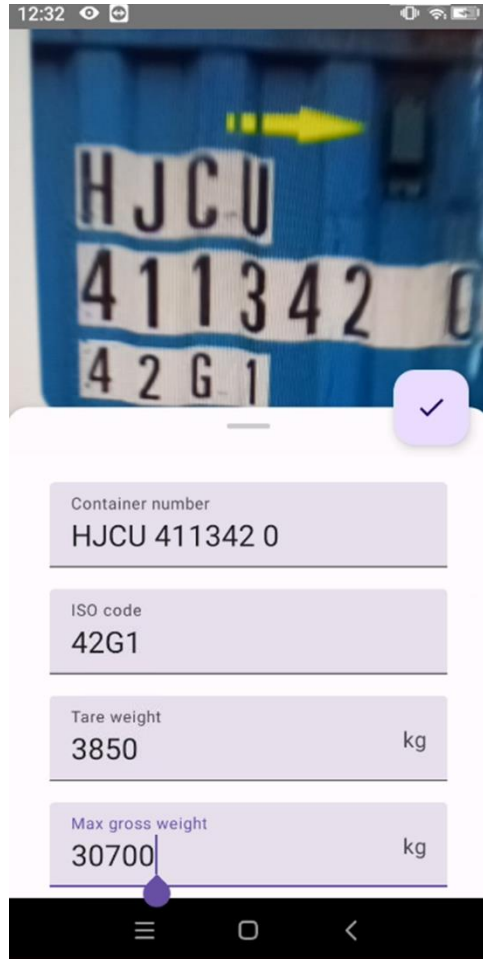
Records Creation	Save	Edit	Open Related R
mobile		Depot Mobile User	
Master data		Depot Container Ch...	
Depot Mobile User		Depot Mobile Users	
Mobile Phone		Branch:	CS BIELEFELD
		Employee:	CARGOSUPPORT_TEST_JP_ASD
		Depot:	LCB
		Login:	JP
		Password:	123
		<input checked="" type="checkbox"/>	Is Checker
		<input checked="" type="checkbox"/>	Is Reach Stacker Driver
		<input checked="" type="checkbox"/>	Is Ground Crew
		<input checked="" type="checkbox"/>	Active

## 3.2. GATE IN CHECKING PROCESS


After logging in you will find yourself on the first page with an overview of all containers you checked




1. Step: pressing + will lead to a new checking process
  - a. You can either scan the container details (through your camera app) or
  - b. type it in manually:




2. Step: Determine whether container check is meant for an incoming our outgoing container:



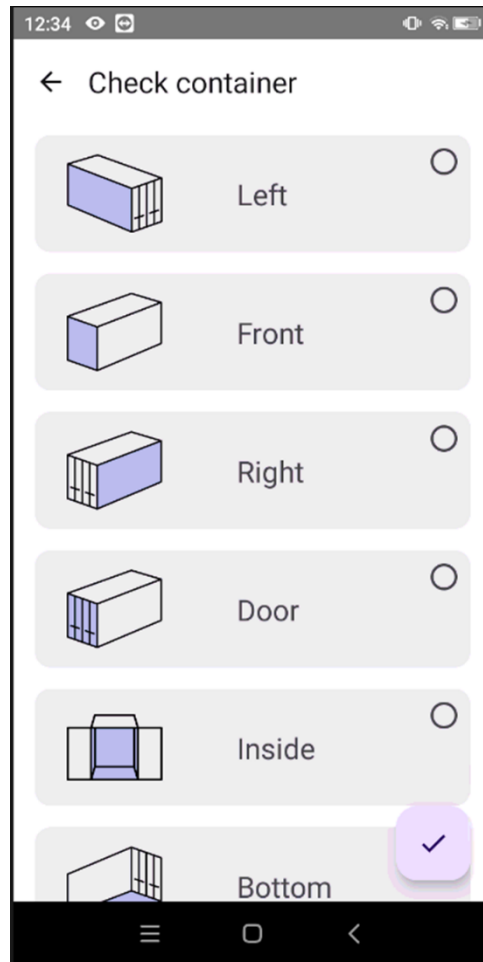
3. Step: Choosing the container loading state (full/empty)



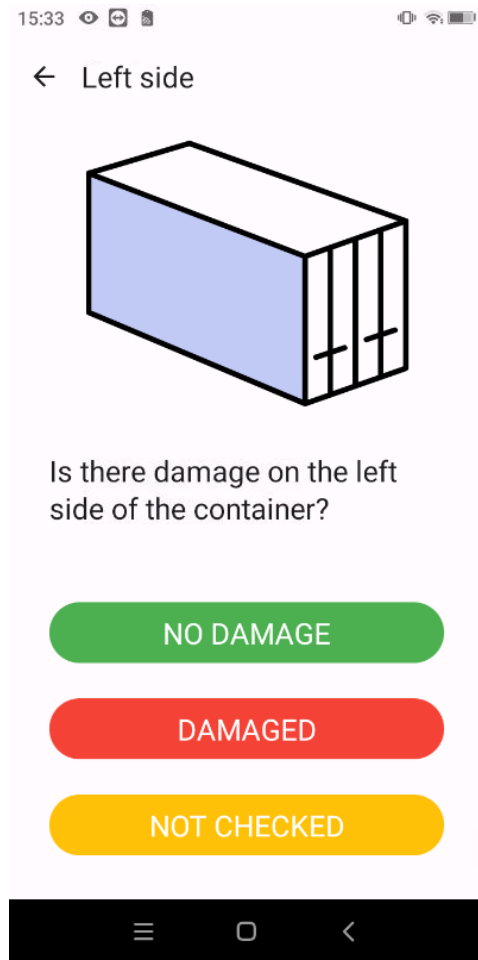
- a. Step: If container is **full**, seal number needs to be either photographed or added manually (mandatory)



4. Step: Checking the different sides of the container and note any damage as well as no damage + not checkable sites

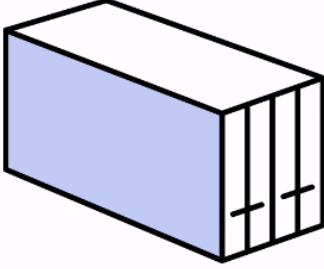


- a. Every side needs to be checked (no damage / damaged / not checked – reason needs to be provided for not checking)



15:33

← Left side



Is there damage on the left side of the container?

NO DAMAGE

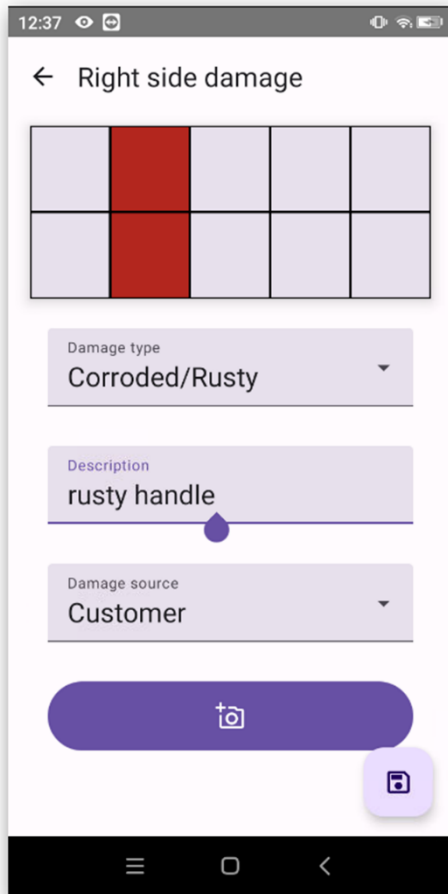
DAMAGED

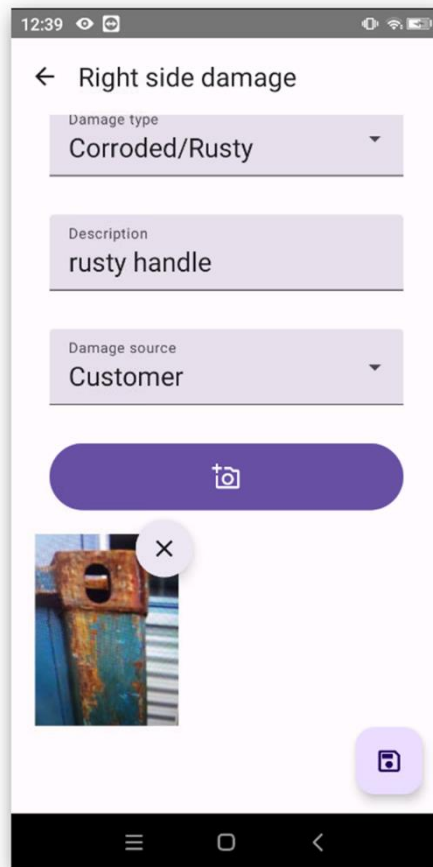
NOT CHECKED

☰ □ <

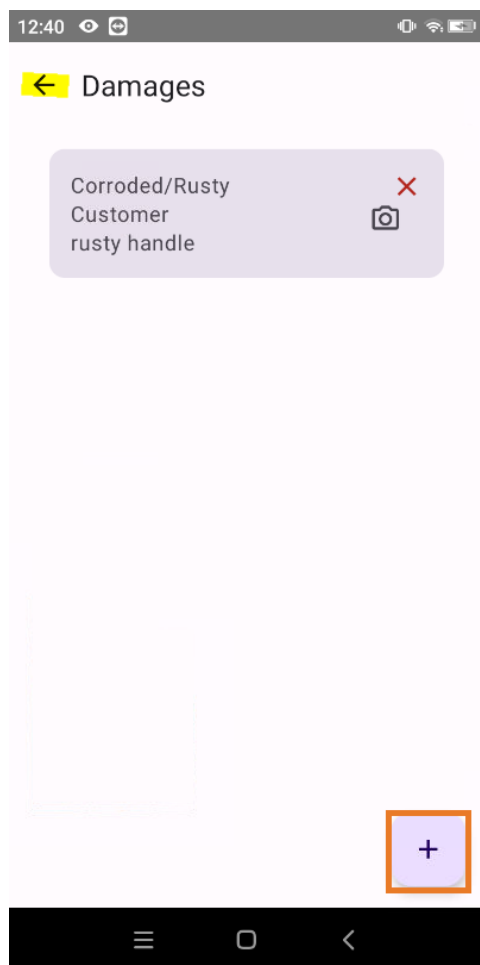


- b. Marking a damaged side will lead you a detailed view where you can choose the area of damage as well as type/description/damage source + damage photo

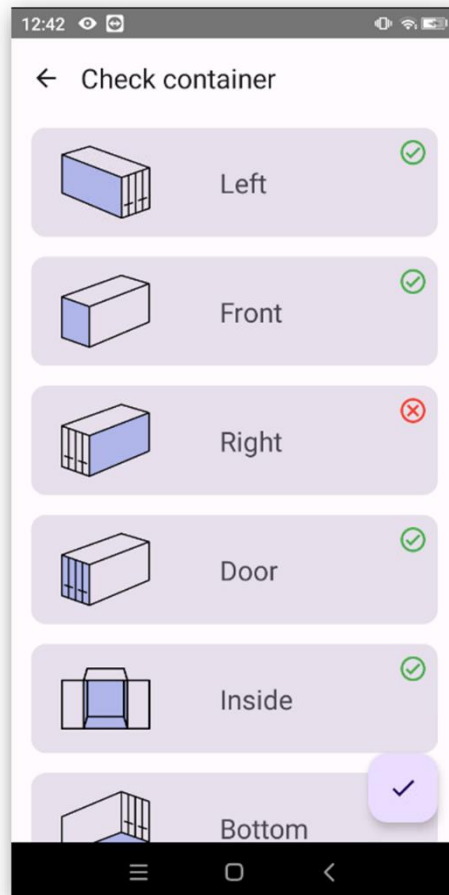




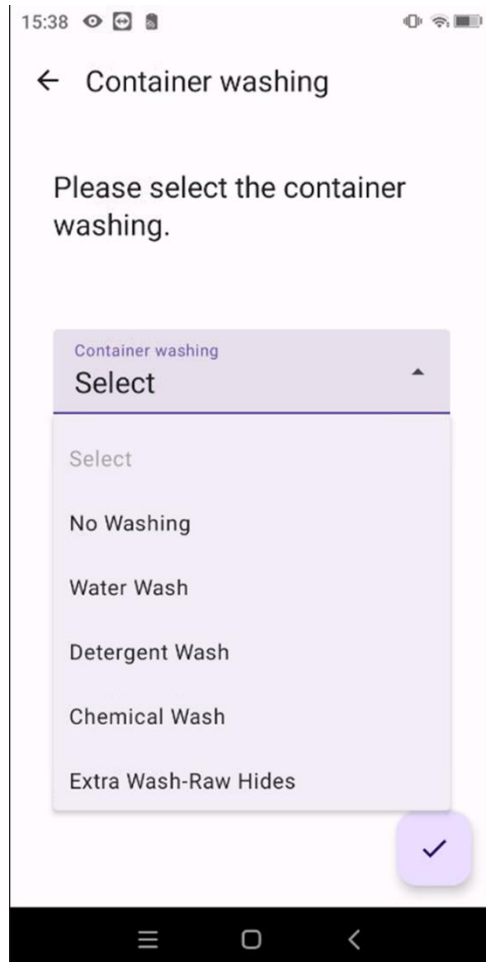
- c. After saving you can add additional damages for this side via + or go back via ←



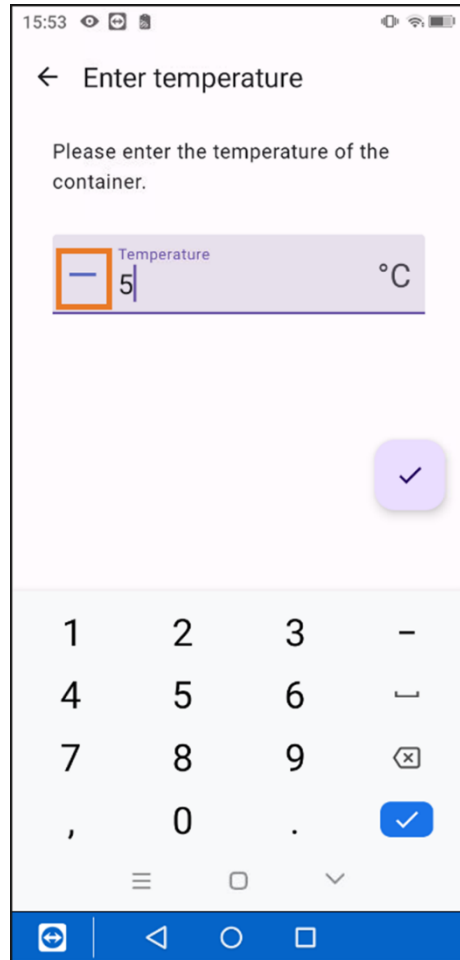
5. Step: After checking all sides possible, you will see green checkmarks or red crosses for all sides



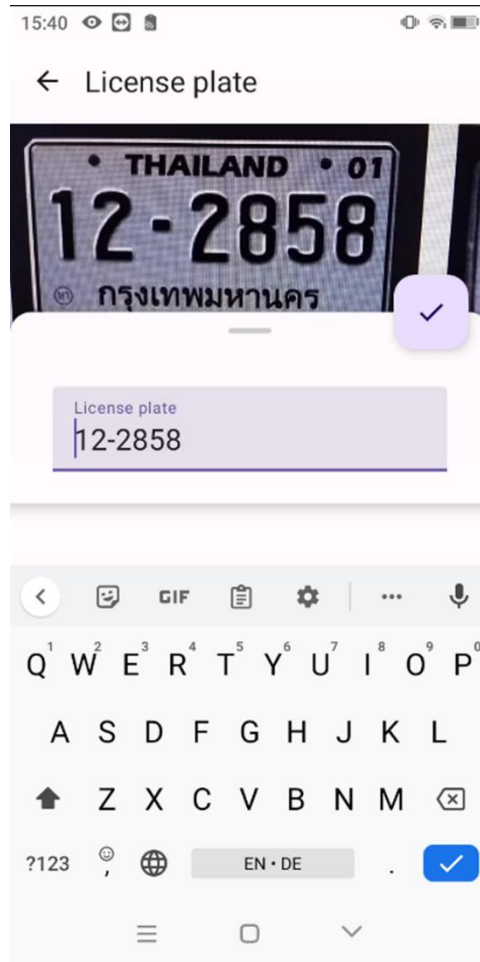
6. Step: Choosing the washing type if it is required



- a. Step: additionally required if container is a **Reefer** container temperature entry is needed (**pressing the plus** will change it to a minus (positive&negative temp):

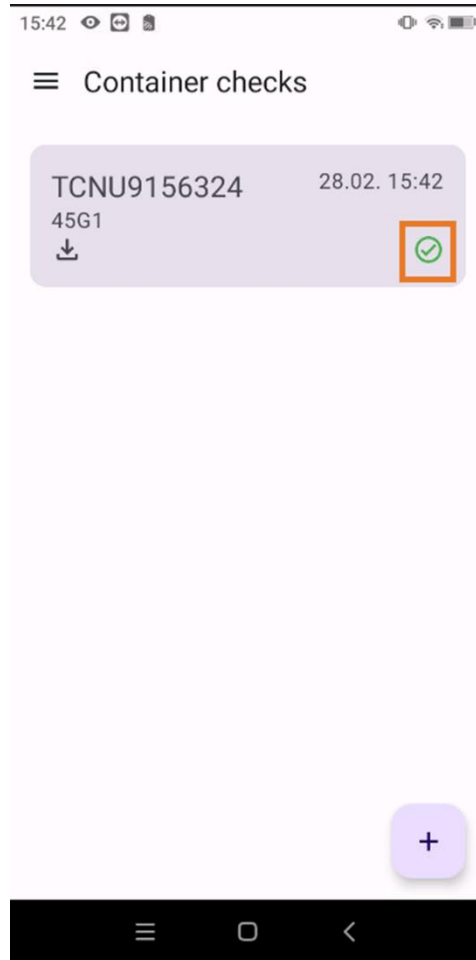


7. Step: Scanning the trucker registration plate (via camera recognition or manual entry):



8. Step: Done!

Overview will be refreshed will the newly checked container – **green checkmark** indicates a successful transmission to cs Depot (black checkmark to green checkmark takes about 5-20 seconds)





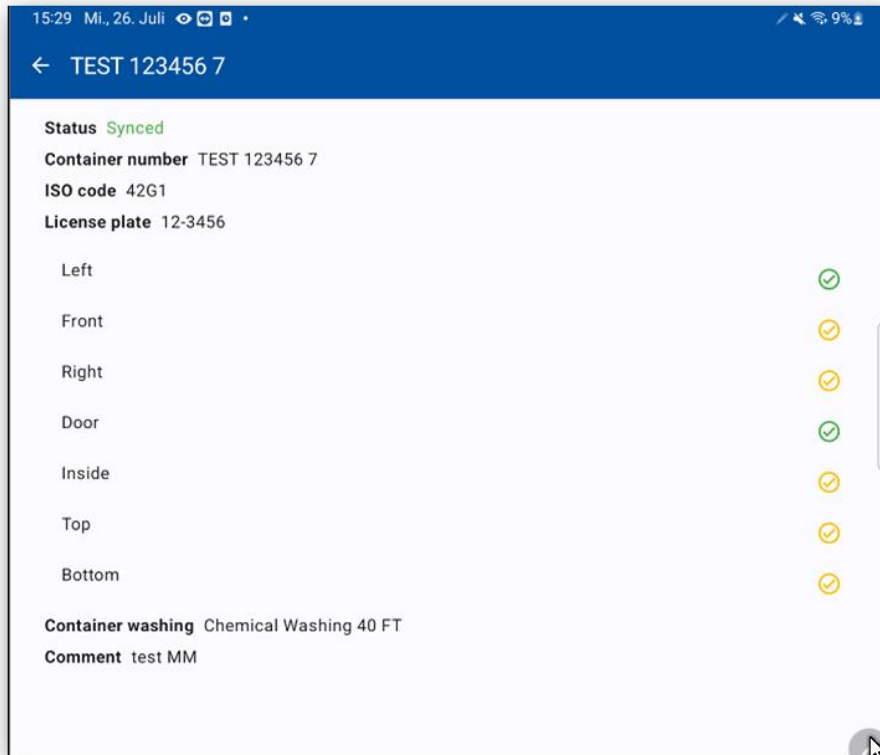
### 3.2.1. CHECKING RESULT IN CS BOX

In the container checks menu you will see:

- up to 10 of your last checked container
- The ISO-Code
- Whether it was a turn-in or turn-out checking
- the checking date
- The sync status to cs DEPOT



By clicking on an existing checking you will see the details for this exact container once again

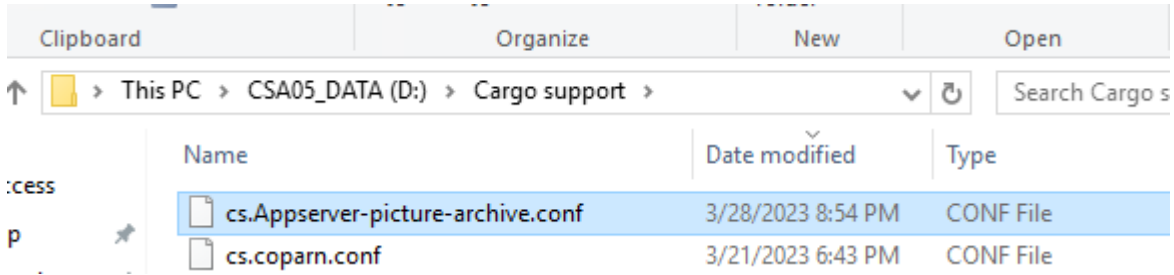


### 3.2.2. CHECKING RESULT IN CS DEPOT

check						
Depot						
Depot Container Checking						
	De...	Depo...	Checking Date	Container N...	Has Damages	
→	10	LCB	17.02.2023 07:00	ABCU1234560	No	
	9	LCB	15.02.2023 07:25	ABCU1234560	No	
	8	LCB	10.02.2023 11:32	HJCU4113420	Yes	
	7	LCB	10.02.2023 11:03	TTNU3685241	Yes	
	6	LCB	10.02.2023 10:44	EFCU2071259	Yes	
	5	LCB	10.02.2023 10:40	TTNU3685241	Yes	
	4	LCB	10.02.2023 10:37	EFCU2071259	No	
	3	LCB	10.02.2023 07:47	EFCU2071259	Yes	
	2	LCB	10.02.2023 07:04	ABCD1234560	Yes	
	1	50He...	23.01.2023 00:00		No	

### 3.2.3. CHECKING FOTOS BACKUP / DELETE FROM LIVE SYSTEM

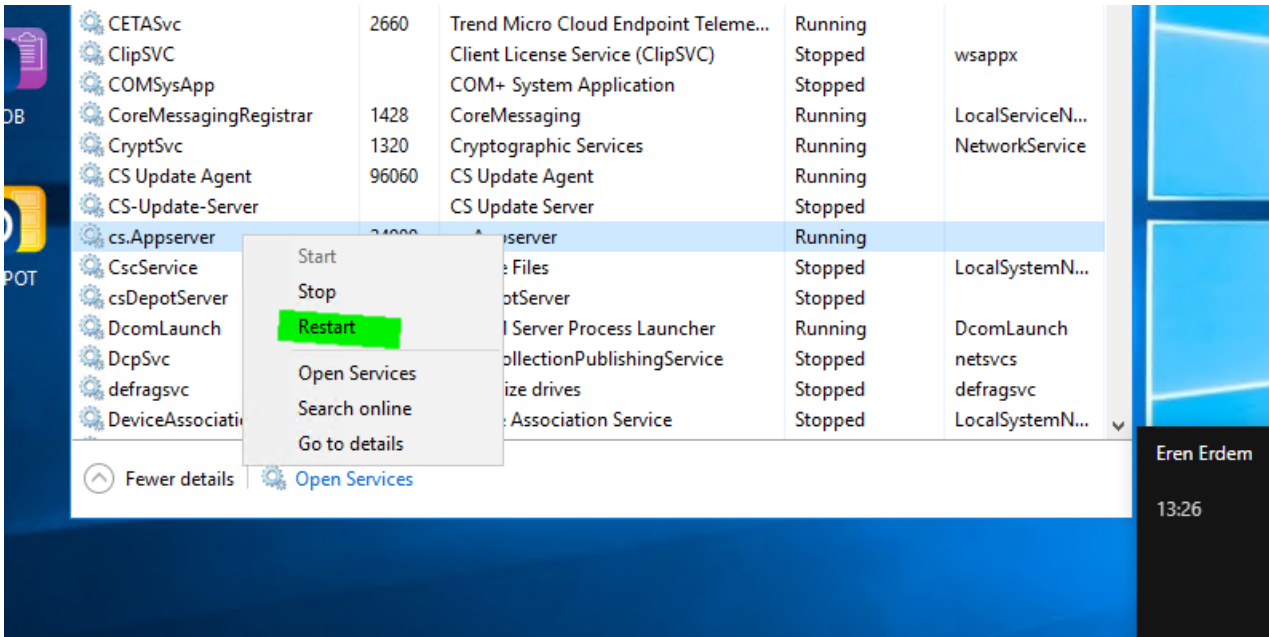
Copy config in folder:



```
cs {
  appserver {
    jobs {
      ArchiveDepotContainerPicturesJob {
        Enabled = true
        Trigger.Type = Cron
        Trigger.Expression = "0 0 22 ? * * *"
      }
    }
  }

  export {
    exportPath = "D:\\Cargo support\\Checking foto archive"
    archivePictureAfterGivenDays = 1
  }
}
```

Restart app server:

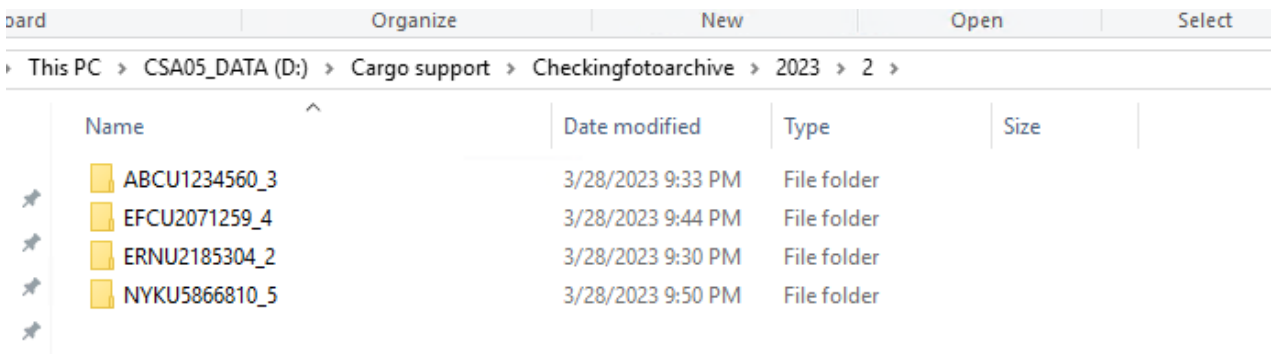


1st export to archive folder

2nd delete fotos from database

Archived picture will be exported to folders. Logic

- 2 = February
- Container no.
- Pictures: cont no. / database id / container side





ABCU1234560\_3\_Outside\_Left\_5.jpg

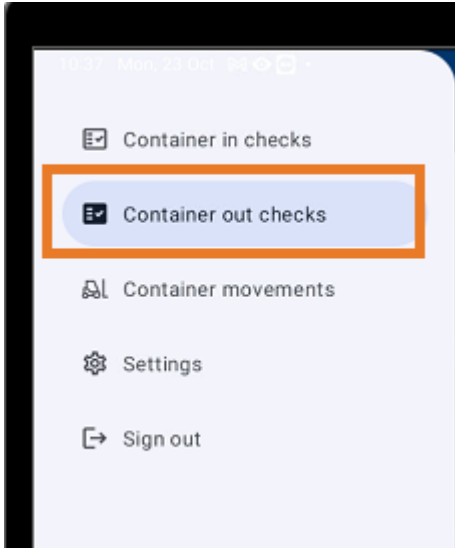
For testing: export every minute: **delete row after testing**

```
server.config x agent.json x cs.Servers.conf x cs.depot-web.conf x cs.CLOUD.conf x cargosupport.lic x Depot.deps.j
cs {
  appserver {
    jobs {
      ArchiveDepotContainerPicturesJob {
        Enabled = true
        Trigger.Type = Cron
        Trigger.Expression = "0 0 22 ? * * *"
        Trigger2.Type = ExecuteRepeatedly
        Trigger2.Minutes = 1
      }
    }
  }

  export {
    exportPath = "D:\\Cargo support\\Checking foto archive"
    archivePictureAfterGivenDays = 1
  }
}
```

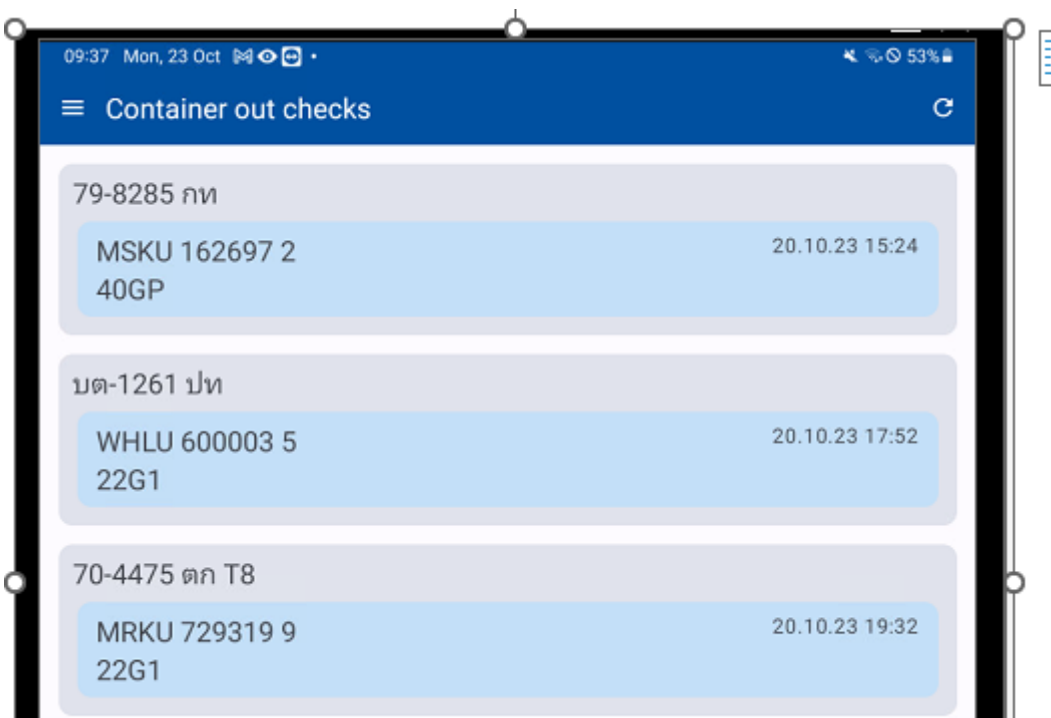
### 3.3. GATE OUT CHECKING PROCESS WITH APP

Open menu on app:

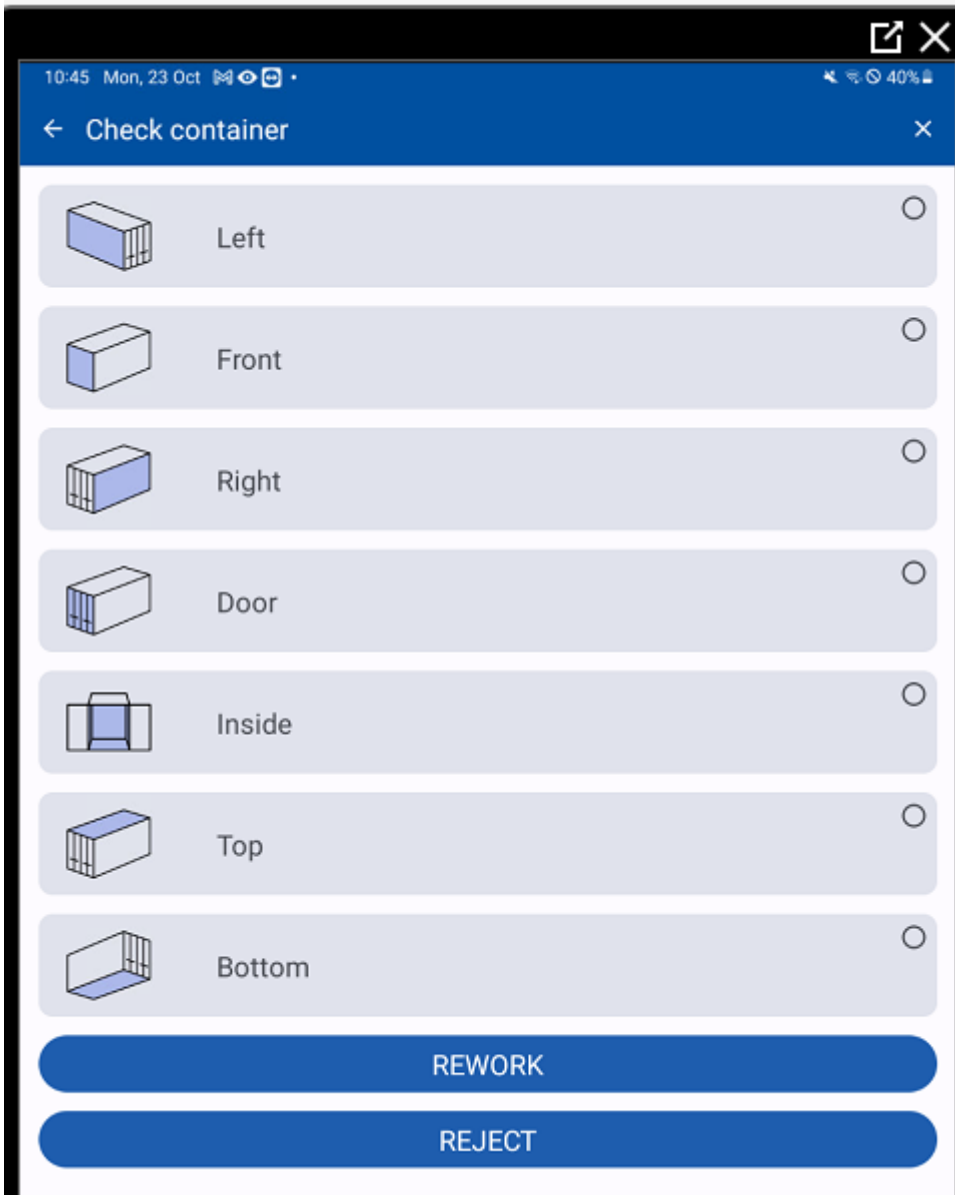


#### 3.3.1. GATE OUT CHECKING (WITH NO PROBLEMS)

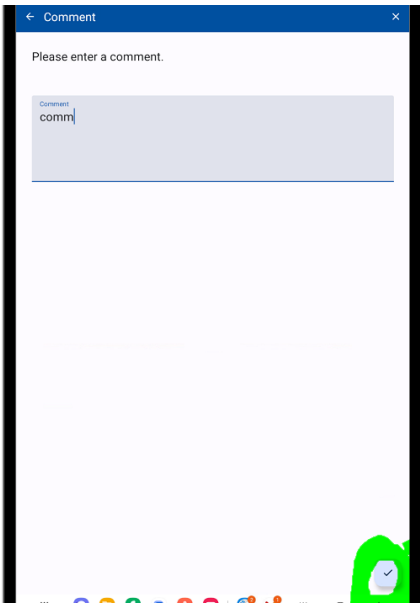
Checker selects ctr. from list:



Checker checks all sides (same process checker already use in live system)

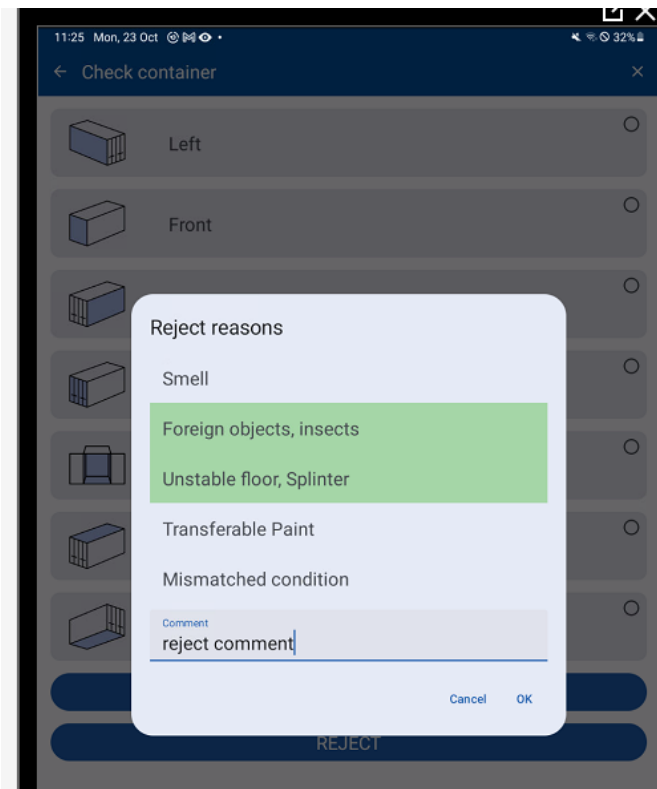


If everything ok, finish check at the end.



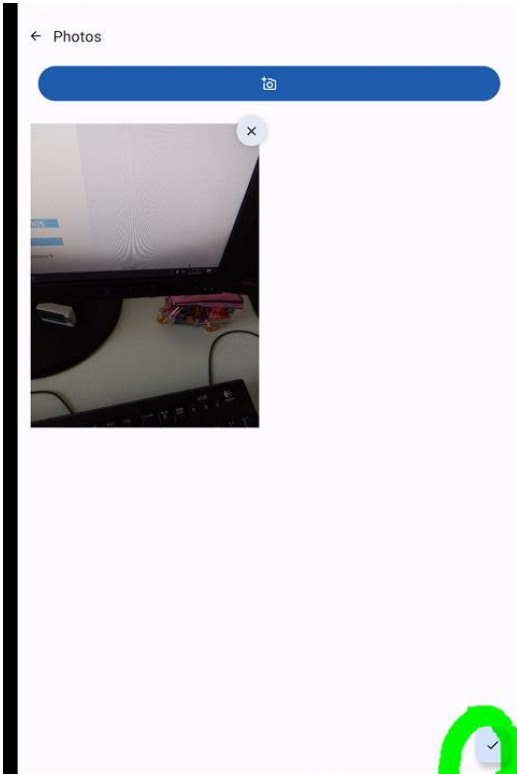
### 3.3.2. GATE OUT CHECKING (WITH REJECTION)

Reject button can be pressed by the checker before checking each side of ctr or anywhere during check process: select 1 or more reasons / add a comment (not mandatory)





Take a foto (not mandatory)



Press „ok“. Ctr. disappears from the list

### 3.3.3. GATE OUT REJECTED CTR WORKFLOW

If a container is rejected in the app, the following things will be added automatically

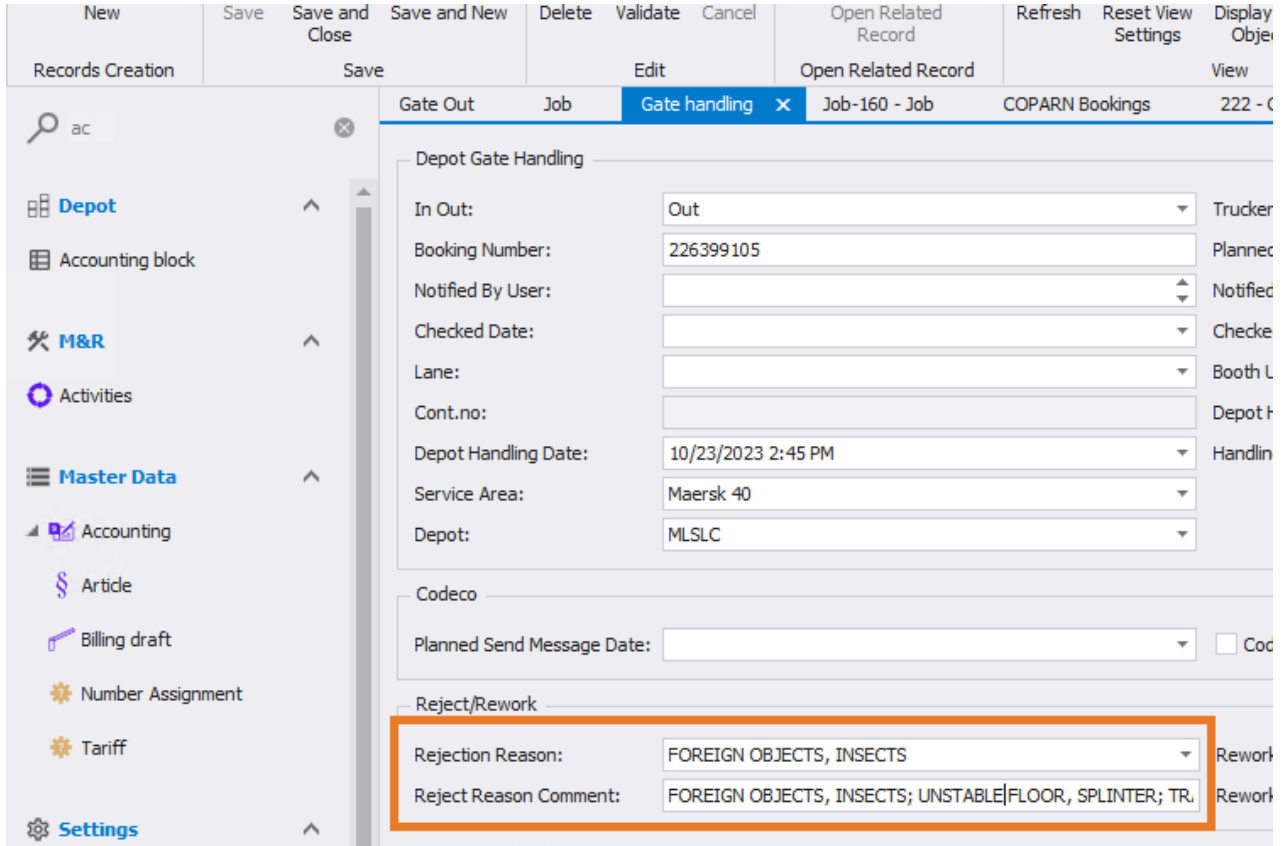
#### 3.3.3.1. GATE OUT MENU:

The rejection info will be added in the gate out menu (and gate handling menu). The booth user can add some additional reasons or comment.

Trucker	Cont.type	Truck. no	Full/empty	In Out	Depot Job	Created Date	Owner Address	Reject Reason Comment
MLSUK	40 FT X 8'6" GE...	#8-4567 n11	Empty	Out	Job-150	10/16/2023 6:25 PM	MAERSK NEW	FOREIGN OBJECTS, INSECTS; TRANSFERABLE PAINT; COMMENT: schrott

If the gate out checker has found no rejection reason the booth user can add reject reason and comments manually.

The following (automatic) steps will be the same as if the rejection reasons come from the app.

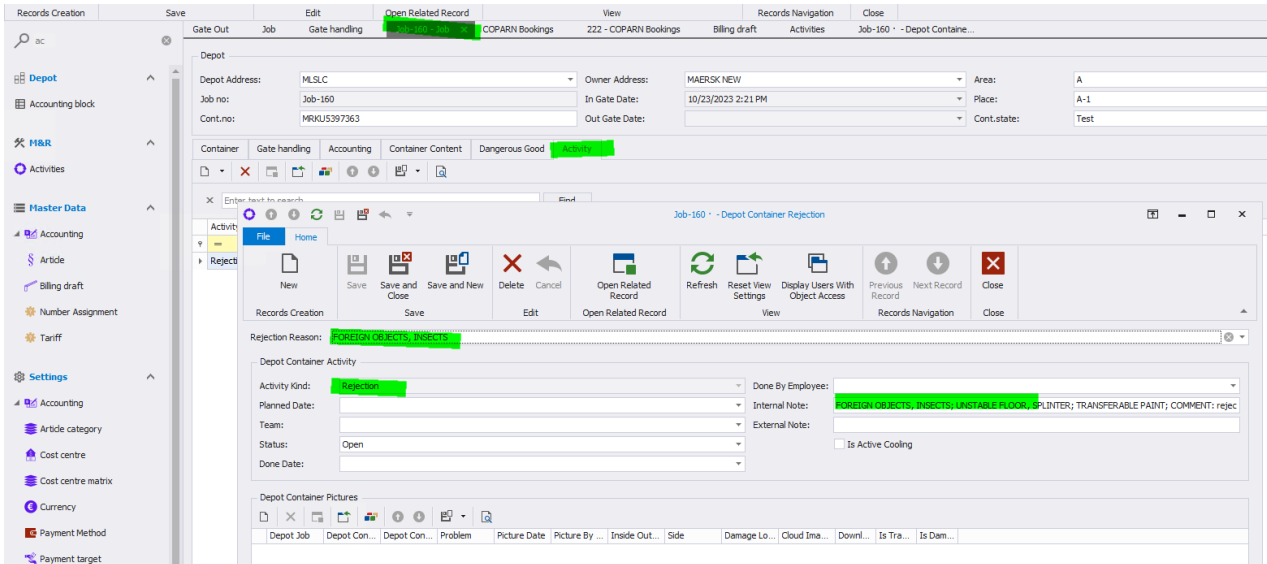


The screenshot displays the 'Gate handling' form within the MON system. The interface includes a top navigation bar with buttons like 'New', 'Save', 'Delete', and 'Validate'. A left sidebar contains various menu items such as 'Depot', 'Accounting block', 'M&R', 'Activities', 'Master Data', 'Accounting', 'Article', 'Billing draft', 'Number Assignment', 'Tariff', and 'Settings'. The main form area is titled 'Gate handling' and contains several input fields and dropdown menus. The 'Reject/Rework' section is highlighted with an orange border, showing the following data:

Field	Value	Label
In Out:	Out	Trucker
Booking Number:	226399105	Planned
Notified By User:		Notified
Checked Date:		Checke
Lane:		Booth U
Cont.no:		Depot F
Depot Handling Date:	10/23/2023 2:45 PM	Handlin
Service Area:	Maersk 40	
Depot:	MLSLC	
Planned Send Message Date:		Coc
Rejection Reason:	FOREIGN OBJECTS, INSECTS	Rework
Reject Reason Comment:	FOREIGN OBJECTS, INSECTS; UNSTABLE FLOOR, SPLINTER; TR...	Rework

### 3.3.3.2. REJECT ACTIVITY ADDED

Job menu: the rejection activity will be added automatically to the ctr job.



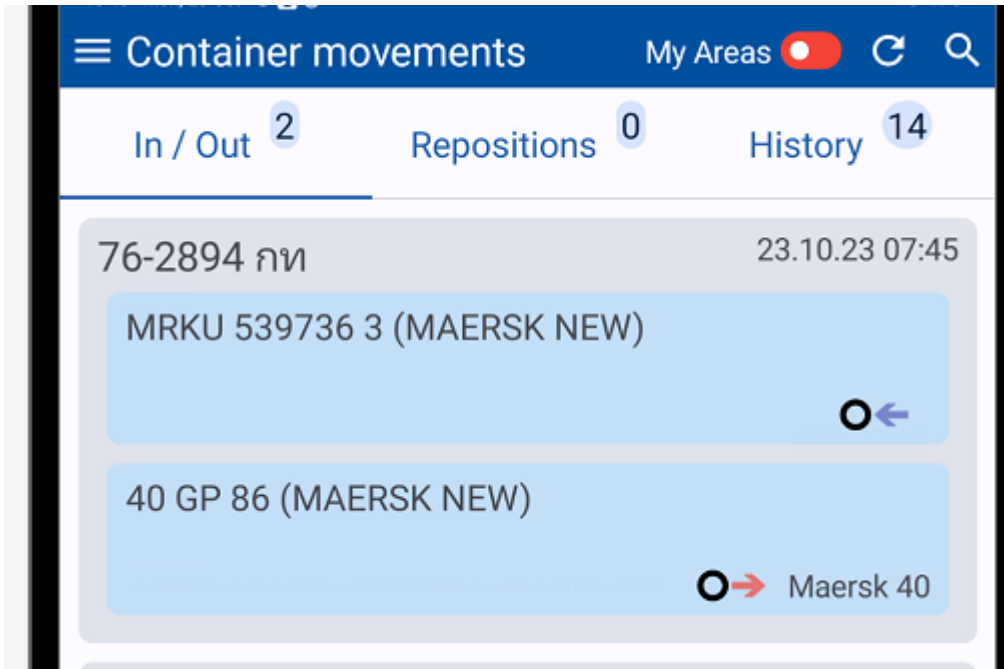
### 3.3.3.3. ACTIVITY MENU

All activities can be checked and changed in the activities menu:

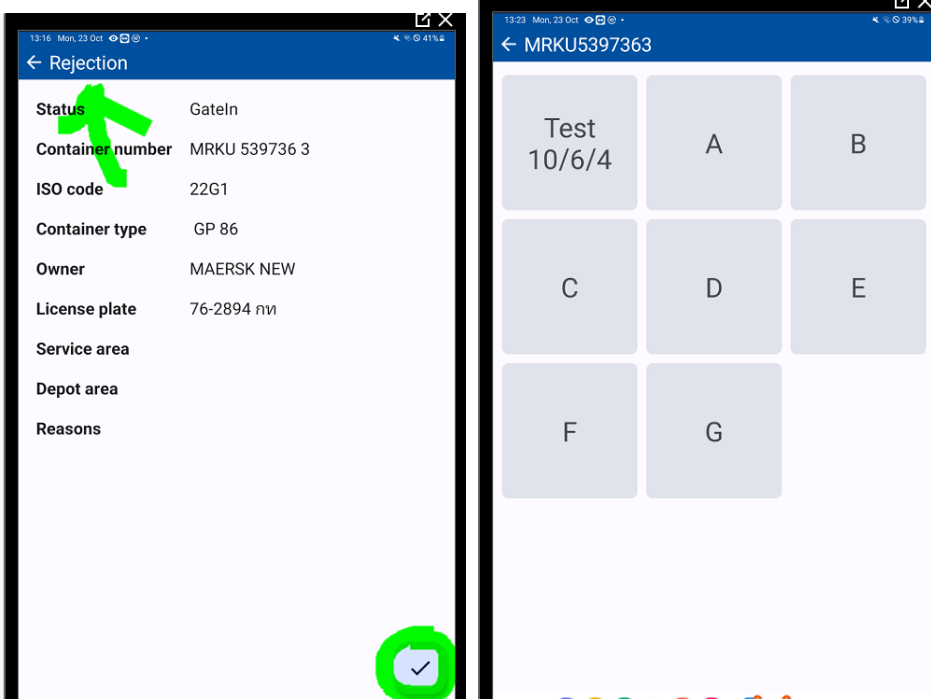
Depot Job	Activity Kind	Cont.no	Team	Internal Note	Status	Done By Employee	Done Date	Created Date	Create
Job-160	Rejection	MRKU5397363		FOREIGN OBJECTS, INSECTS, UNSTABLE FLOOR, SPLINTER; TRANSFERABLE PAINT; COMMENT: reject comment	Open			10/23/2023 4:29 PM	
Job-159	Rework	MSKU5055790	Team repair Cheng	LIGHT LEAKS; OIL STAIN; COMMENT: test	Done	ADMINISTRATOR	10/23/2023	10/23/2023 2:42 PM	
Job-158	Rework	APRU5771537		LIGHT LEAKS; OIL STAIN; DIRT; COMMENT: comment	Open			10/23/2023 2:38 PM	
Job-158	Rejection	APRU5771537		45645645	Open			10/20/2023 8:12 PM	
Job-157	Rework	MRKU7293199		DOOR SEAL/DOOR LOCK; COMMENT:	Done			10/20/2023 7:36 PM	
Job-155	Rejection	WHLU6000035		Sanction; Offshore: bsdarf nicht rausgegeben werden; Prufung	Open			10/20/2023 5:52 PM	
Job-135	Rework	MSKU1626972		DOOR SEAL/DOOR LOCK; LIGHT LEAKS; COMMENT: 123	Open			10/20/2023 5:40 PM	
Job-154	Rejection	PONJU154906	Repair sub 2	SMELL; UNSTABLE FLOOR, SPLINTER; COMMENT: jp	Done	BILLINGTEST JAN	10/20/2023	10/20/2023 3:20 PM	
Job-140	Rework	TKUJ3598598	Super repair gold jan	LIGHT LEAKS; COMMENT:	Open			10/19/2023 10:50 PM	
Job-152	Rejection	MRKU0879997		SMELL; COMMENT:	Done	BILLINGTEST JAN	10/18/2023	10/18/2023 11:48 AM	

### 3.3.3.4. REACH STACKER REJECTION

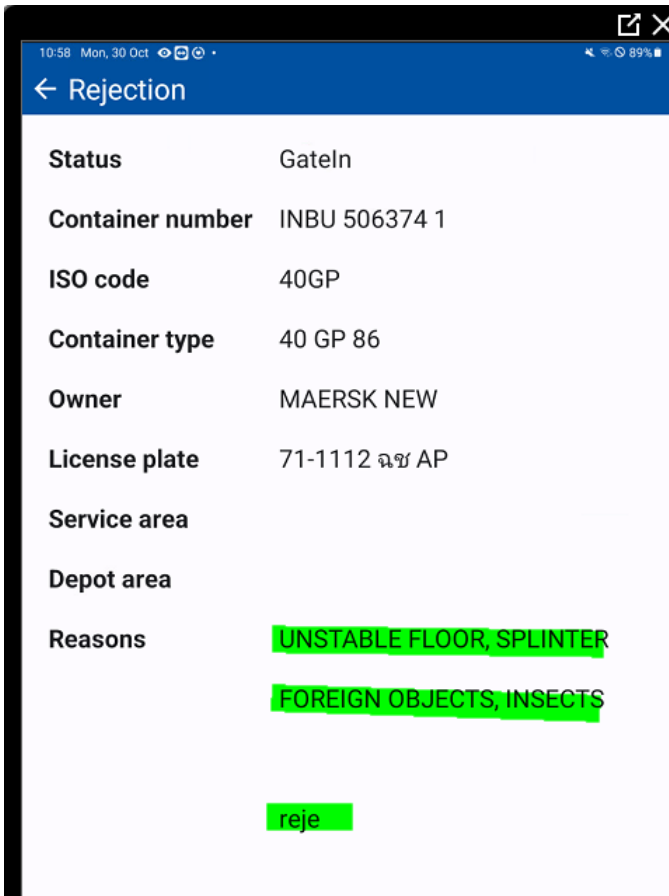
Reach stacker > Container movements: 2 to-dos are added automatically on the app



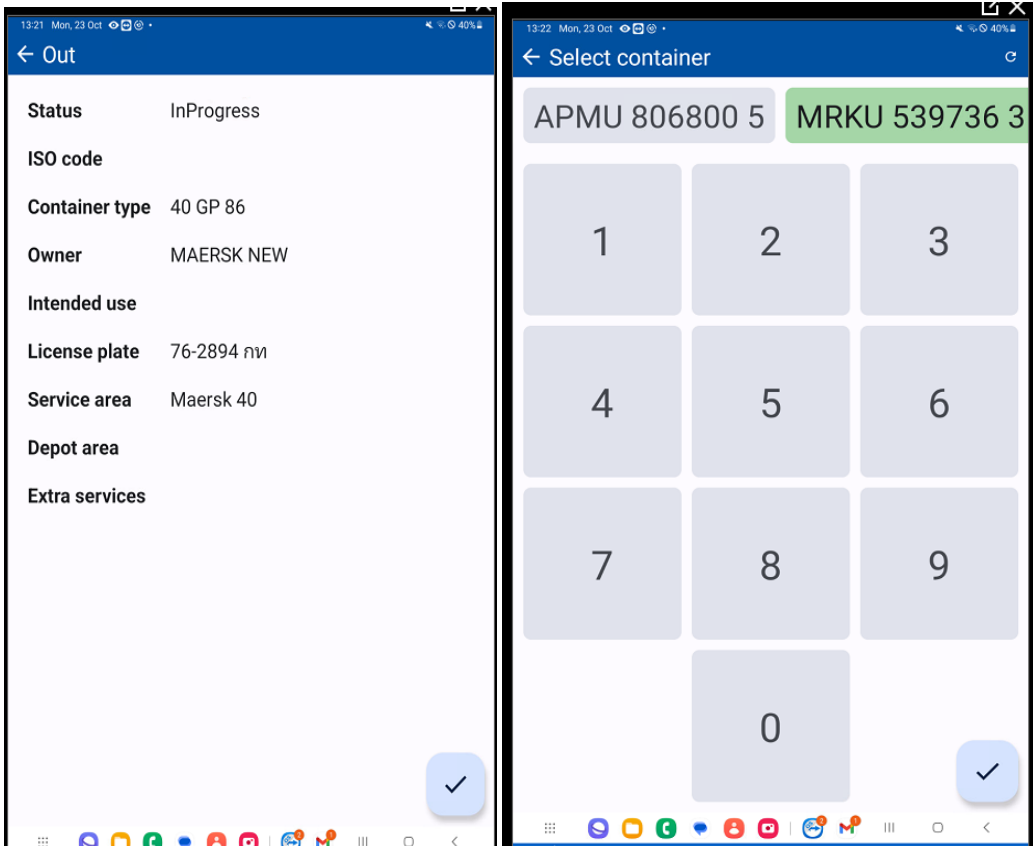
- Take rejected ctr off the chassis (blue arrow) and put it to a specific place



Update: Rejection reasons + comments are shown on the app:



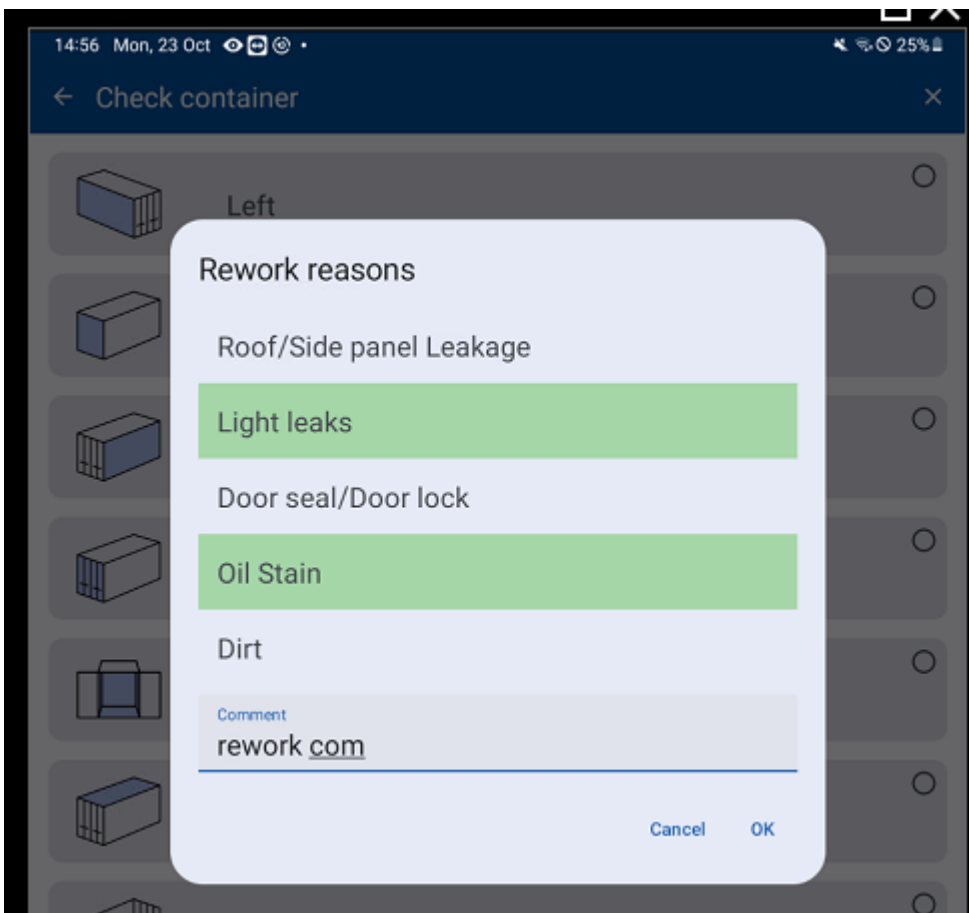
- Give driver another ctr (red arrow)



Then truck drives to the gate out booth and new ctr has to be checked.

### 3.3.4. GATE OUT CHECKING (WITH REWORK)

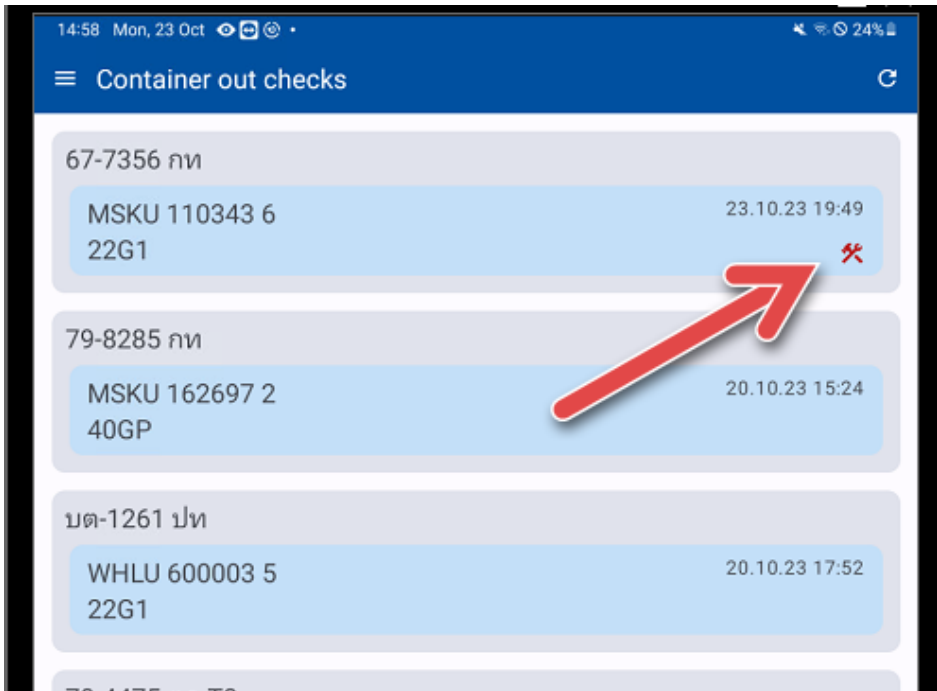
Rework button can be pressed by the checker before checking each side of ctr or anywhere during check process: select 1 or more reasons / add a comment (not mandatory)



Take a foto (not mandatory)

Same like reject

Press „ok“. Ctr. will remain on the list of the out check with small pictogram which informs about rework status



### 3.3.5. GATE OUT REWORK CTR WORKFLOW

If a container is reworked in the app, the following things will be added automatically

#### 3.3.5.1. GATE OUT MENU:

The rework info will be added in the gate out menu (and gate handling menu). The booth user can add some additional reasons or comment.

Depot G...	Booking Nu...	Cont.no	Trucker	Cont. type	Truck. no	Full/empty	In Out	Depot Job	Created Date	Owner Address	Rework Reason Comment
250	226399105	MSKU1103436	MLSLK	20 FT X 8'6" GE...	67-7356 nm	Empty	Out	Job-161	10/23/2023 6:31 PM	MAERSK NEW	OIL STAIN; LIGHT LEAKS; DIRT; COMMENT: rework.com

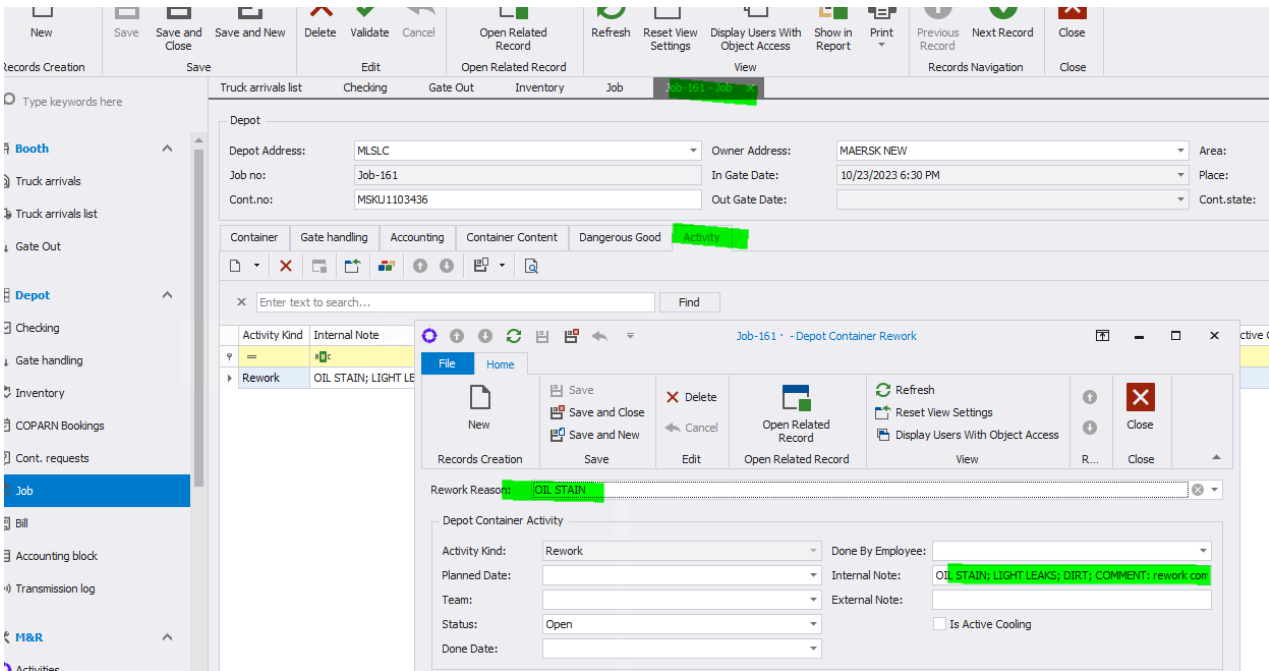
If the gate out checker has found no rework reason the booth user can add rework reason and comments manually.

The following (automatic) steps will be the same as if the rework reasons come from the app.



### 3.3.5.2. REWORK ACTIVITY ADDED

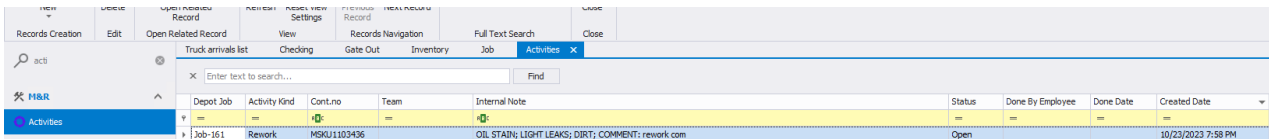
Job menu: the rework activity will be added automatically to the ctr job.



The screenshot shows the 'Job' menu selected in the left sidebar. The main window displays the 'Job-161 - Depot Container Rework' form. The 'Rework Reason' dropdown is set to 'OIL STAIN'. The 'Internal Note' field contains 'OIL STAIN; LIGHT LEAKS; DIRTY; COMMENT: rework.com'. The 'Status' is 'Open' and the 'Done Date' is empty.

### 3.3.5.3. ACTIVITY MENU

All activities can be checked and changed in the activities menu:



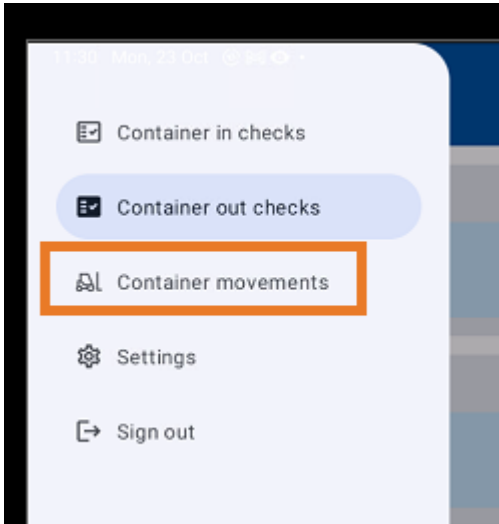
Depot Job	Activity Kind	Cont.no	Team	Internal Note	Status	Done By Employee	Done Date	Created Date
Job-161	Rework	MSKU1103436		OIL STAIN; LIGHT LEAKS; DIRTY; COMMENT: rework.com	Open			10/23/2023 7:58 PM

### 3.3.5.4. REACH STACKER REWORK

Nothing to do for the reach stacker because ctr will be repaired on the chassis.

### 3.4. REACH STACKER > CONTAINER MOVEMENTS

The reach stacker menu is directly under the checking menu and is called “Container movements”



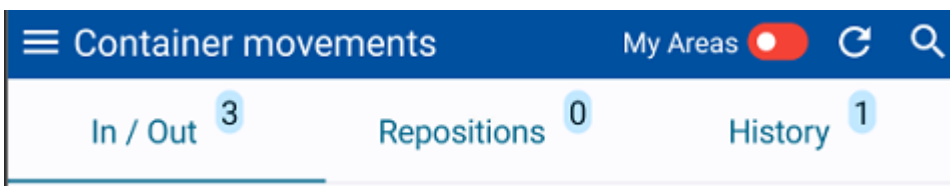
The menu is divided into three sections:

In/out

Repositions

History

At the top you can decide if you want to see only the area that was connected to the user to be served or if you want to see all. On the Search symbol you can search for Containers.



In the In/Out menu you see all arriving truck. A grey bock is showing one truck with its different containermovments shown in blue.

77-1111 03.08.23 07:09

HASU 409804 1 (MAERSK NEW)  
Damage MAE  ← Maersk 40

LYGU 008553 0 (MAERSK NEW)  
Damage MAE  ← Maersk 40

40 GP 86 (MAERSK NEW)  
1  → Maersk 40

The number on the top is the vehicle registration plate of the truck.

If its an incoming container or an outgoing container is shown my the green (In) and red (out) arrow.

LYGU 008553 0 (MAERSK NEW)  
Damage MAE  ← Maersk 40

40 GP 86 (MAERSK NEW)  
1  → Maersk 40

If its an incoming Container on the left side the Container number and the Container Owner is shown.

LYGU 008553 0 (MAERSK NEW)  
Damage MAE  ← Maersk 40

If its an outgoing container the Container type and the owner is shown.

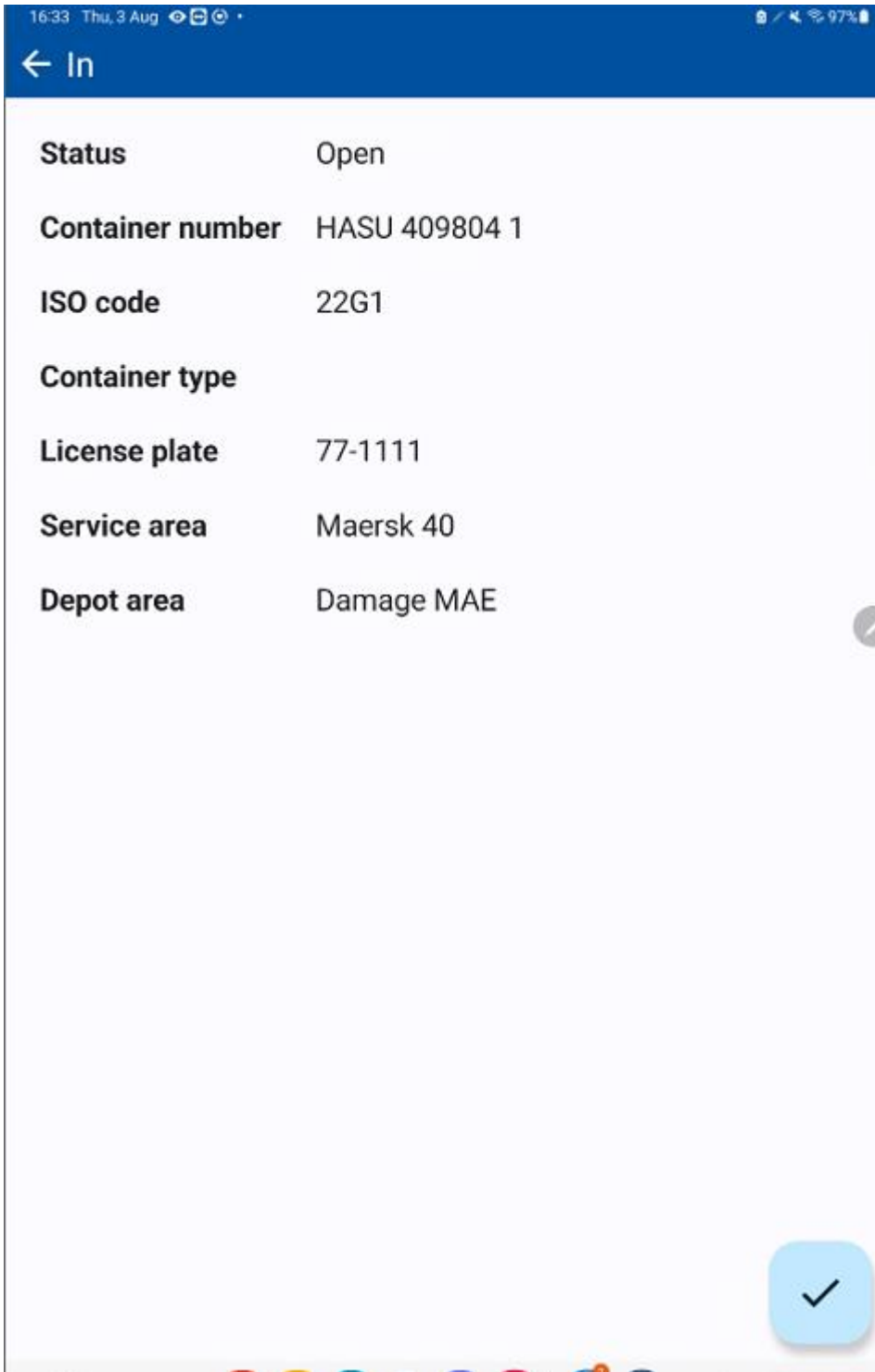
40 GP 86 (MAERSK NEW)  
1  → Maersk 40

Down on the right side you see first the destination area and the the service area.

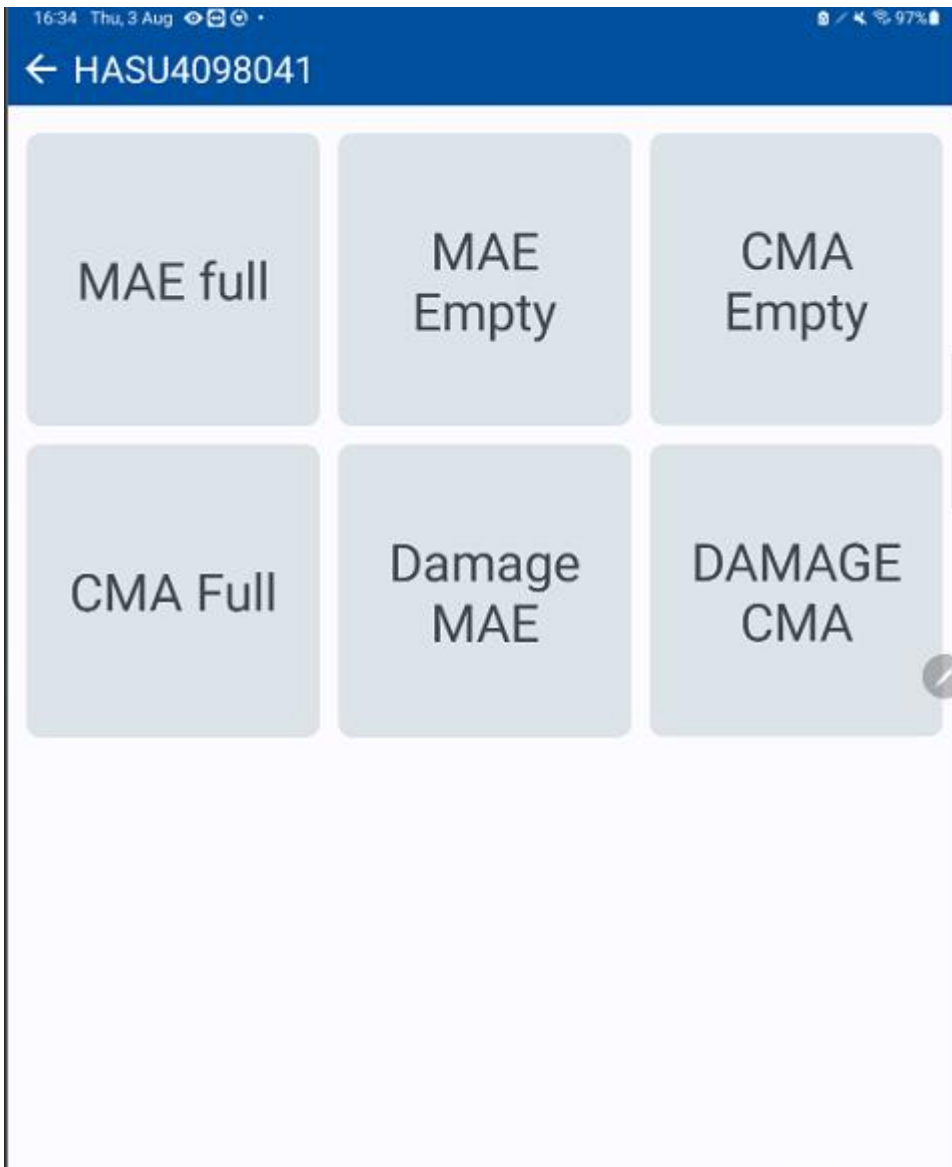
LYGU 008553 0 (MAERSK NEW)  
Damage MAE  ← Maersk 40

If a reach stacker driver wants to take a movement he has to click on it.

Then a detail page opens for this movement and he can click on the button in the right corner



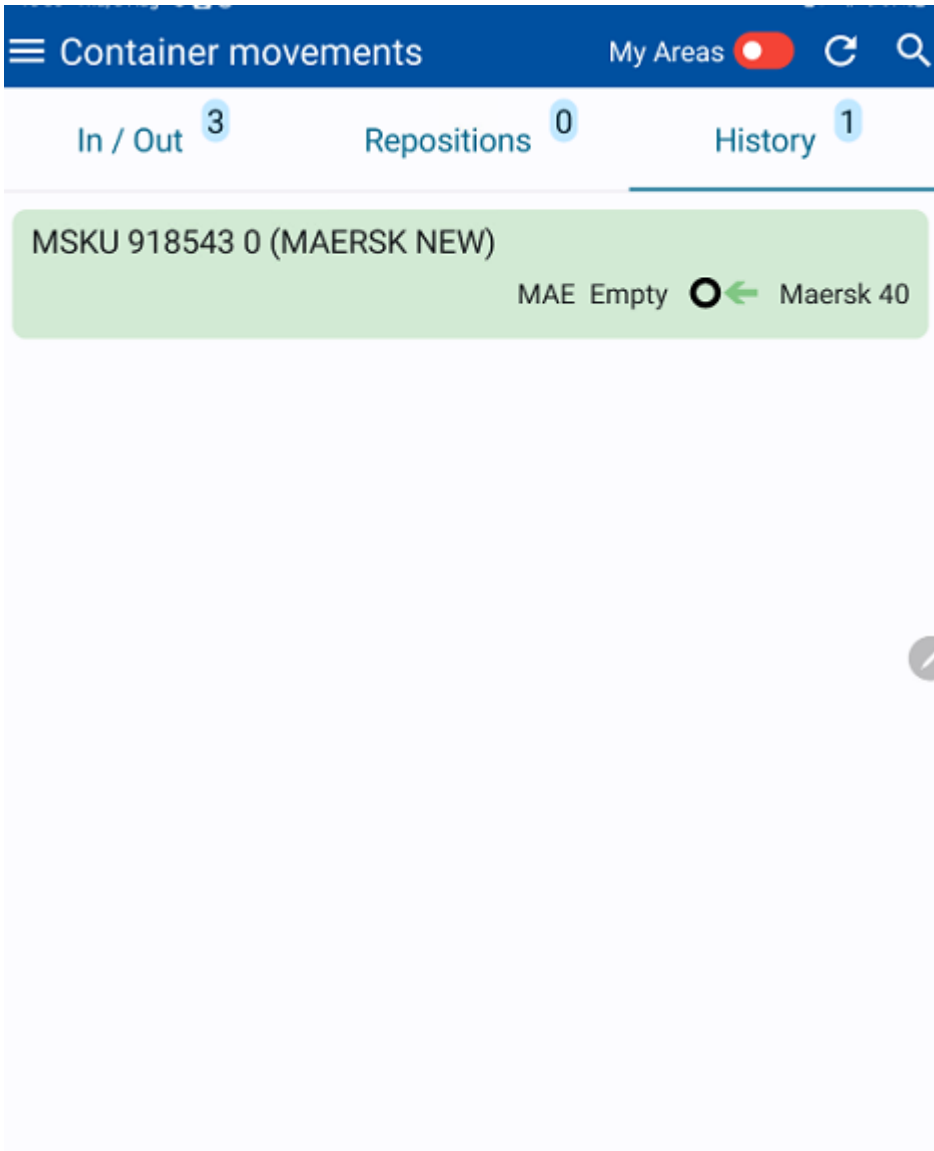
The he has to select the area and the place he is bringing the container.






After this the container is now in the inventory at this area and place and disappears in the In/out menu.

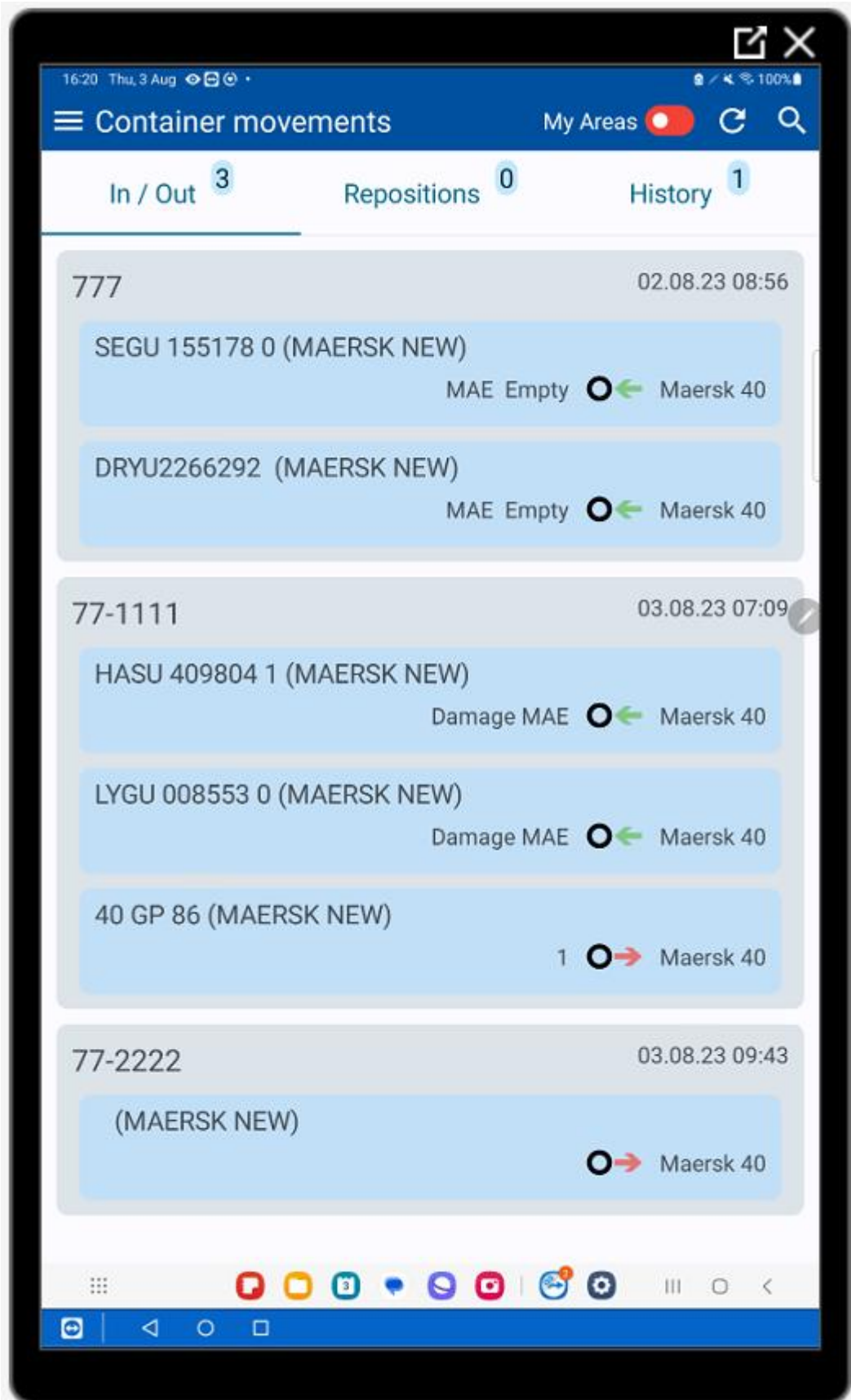
Its appearing now in the history menu on the app



For the outgoing containers the reach staker driver has to select the container he is picking  
He can search only for the numbers and select the container.







### 3.4.1. EXTRA SERVICES

Records Creation	Edit	Settings	Record	View	Records Navigation	Full Text Search	Close
ex		222 - COPARN Bookings	Bill	MLSLC - Bill	Accounting block	113221MHQ * - Accounting ...	
<input type="text" value="Enter text to search..."/> <input type="button" value="Find"/>							
		Match Code	Extra Servi...	Note			
		๙๙๘	=	๙๙๘			
		Brown paper	Normal	Brown paper			
		Test extra service	Normal	Test extra ...			
		Precool	Normal	Precool			

← Out	
<b>Status</b>	Gateln
<b>ISO code</b>	
<b>Container type</b>	40 GP 86
<b>Owner</b>	MAERSK NEW
<b>Intended use</b>	
<b>License plate</b>	๙๙๘-7096 กท
<b>Service area</b>	Maersk 40
<b>Depot area</b>	
<b>Extra services</b>	<div style="border: 2px solid orange; padding: 5px;">           Test extra service (Extra comment for extra service)             Brown paper             Precool         </div>

### 3.5. GROUD CREW -> LATER

## 1. MAERSK EDI API -> MM

The idea is to have only one app which MON uses to check containers for all different liners. Therefore there has to be an option to map the different damage types and container grades of different liners.

<https://mongroup.sharepoint.com/sites/MONCSG/Shared%20Documents/Forms/AllItems.aspx?ga=1&sortField=Modified&isAscending=false&id=%2Fsites%2FMONCSG%2FShared%20Documents%2FGeneral%2FCS%20DMS%5FDepot%2FCS%20Depot%20Interfaces%2FEIS%5FeIR%20External%20API%20Reverse%20API%5Fv1%2E0%2FEIS%5FeIR%20External%20API%20Reverse%20API%5Fv4%2E0%2Ezip&viewid=7914100b%2De773%2D4f01%2Daaff%2Dbe0fe59151a9&parent=%2Fsites%2FMONCSG%2FShared%20Documents%2FGeneral%2FCS%20DMS%5FDepot%2FCS%20Depot%20Interfaces%2FEIS%5FeIR%20External%20API%20Reverse%20API%5Fv1%2E0>

### 1.1. DAMAGE TYPES

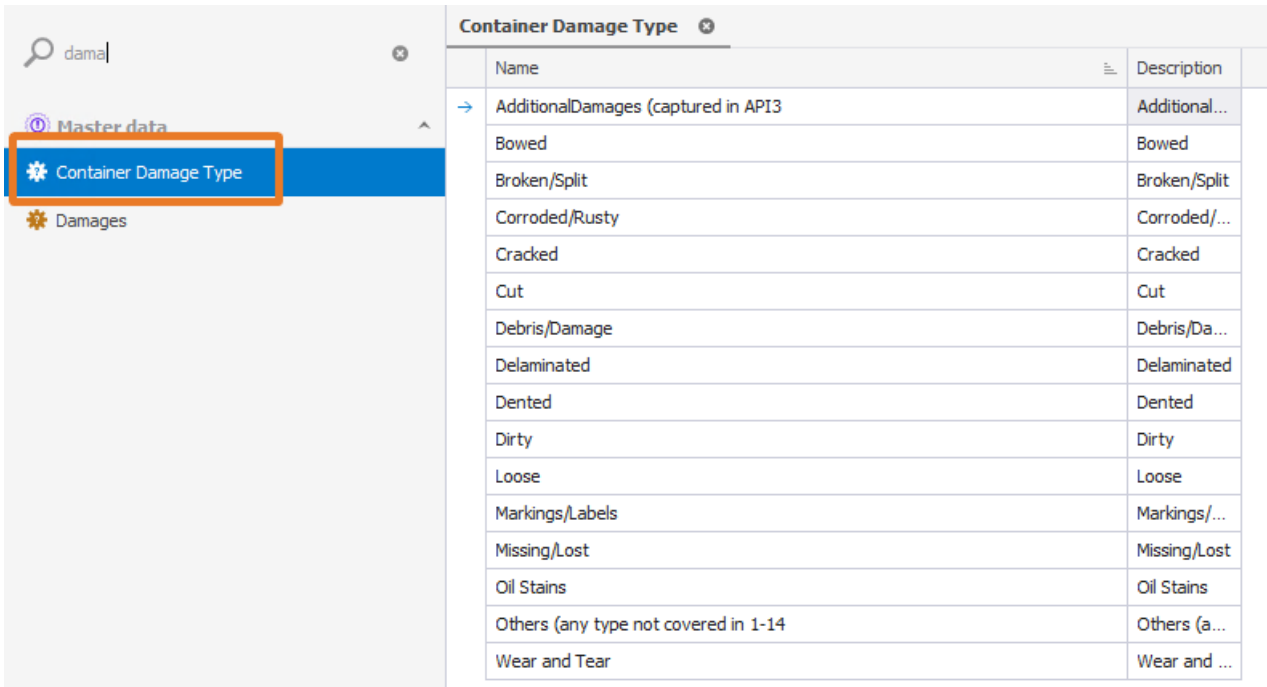
Damages typed have ro be added in cs DEPOT

Page 20, Maersk doc:

Field	Type	Description	Mandatory	Example
damageType	int	Type of Damage	Yes <i>(Needed only for 3P damages)</i>	Expected Values : 1, 2, 3...n  1 - Dirty 2 - Broken/Split 3 - Cut 4 - Corroded/Rusty 5 - Dented 6 - Missing/Lost 7 - Loose 8 - Wear and Tear 9 - Oil Stains 10 - Markings/Labels 11 - Cracked 12 - Debris/Damage 13 - Bowed 14 - Delaminated 15 -AdditionalDamages (captured in <a href="#">API3</a> ) 16 - Others (any type not covered in 1-14)  If vendor cannot provide 1 - 14 values for each damage code, then please provide a static value of "16" and provide the actual damage code in Description field.

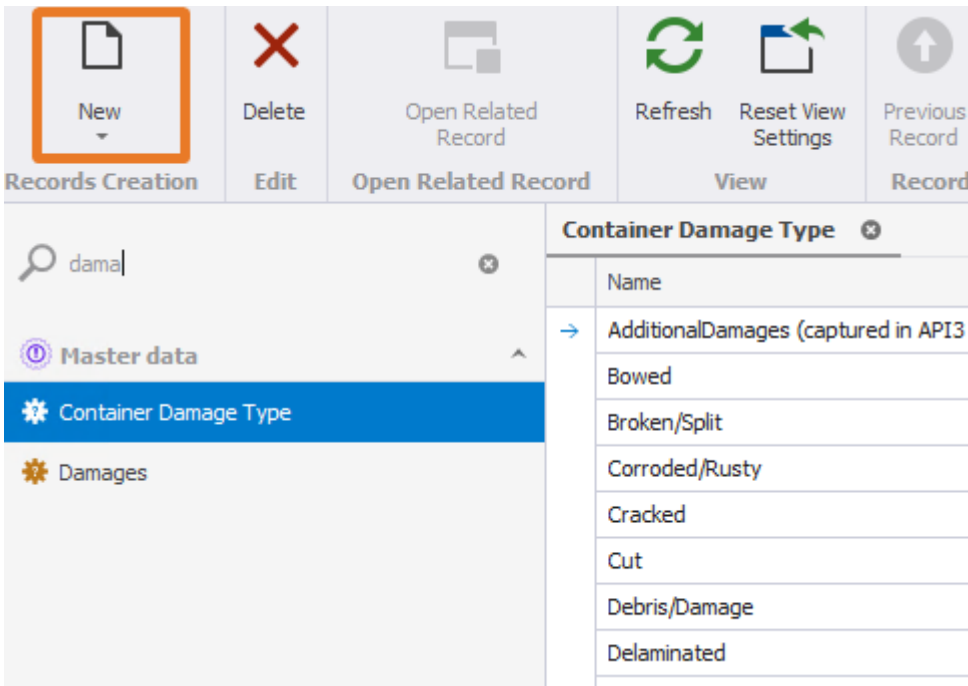
cs DEPOT:

Go to damage types in the masterdata:



Name	Description
AdditionalDamages (captured in API3)	Additional...
Bowed	Bowed
Broken/Split	Broken/Split
Corroded/Rusty	Corroded/...
Cracked	Cracked
Cut	Cut
Debris/Damage	Debris/Da...
Delaminated	Delaminated
Dented	Dented
Dirty	Dirty
Loose	Loose
Markings/Labels	Markings/...
Missing/Lost	Missing/Lost
Oil Stains	Oil Stains
Others (any type not covered in 1-14)	Others (a...
Wear and Tear	Wear and ...

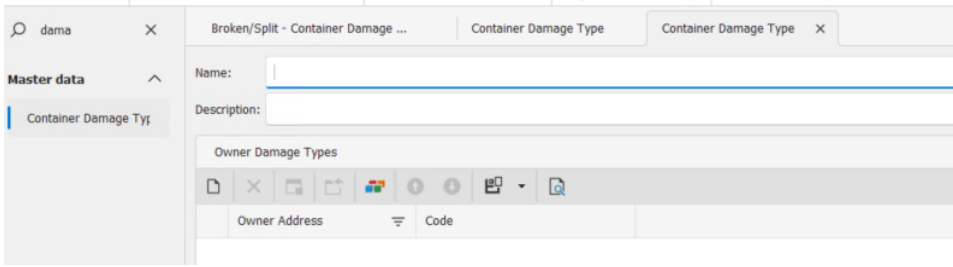
To add a new damage type click on the new button on the left :



Records Creation | Edit | Open Related Record | View | Record

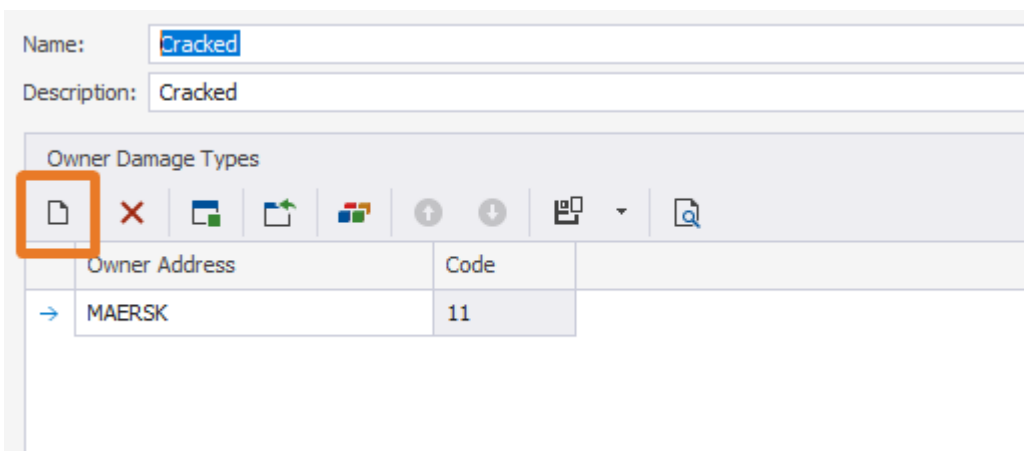
Name	Description
AdditionalDamages (captured in API3)	
Bowed	
Broken/Split	
Corroded/Rusty	
Cracked	
Cut	
Debris/Damage	
Delaminated	

After this the Name and the description can be added.

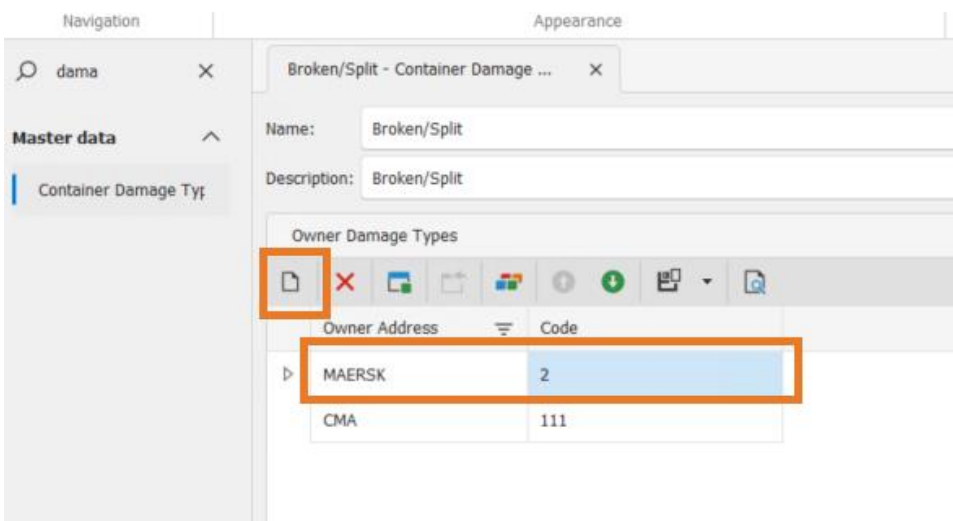


In the bottom part you can put in the damage typ of the container owner:

Here you click again on the button on the left but in the window down:



Currently the app is only used for MAERSK but if there are other liners (e.g. CMA) it is possible to add other damage codes for their damages.



## 1.2. CONTAINER GRADES

Maersk has their own container grades (see page 11)

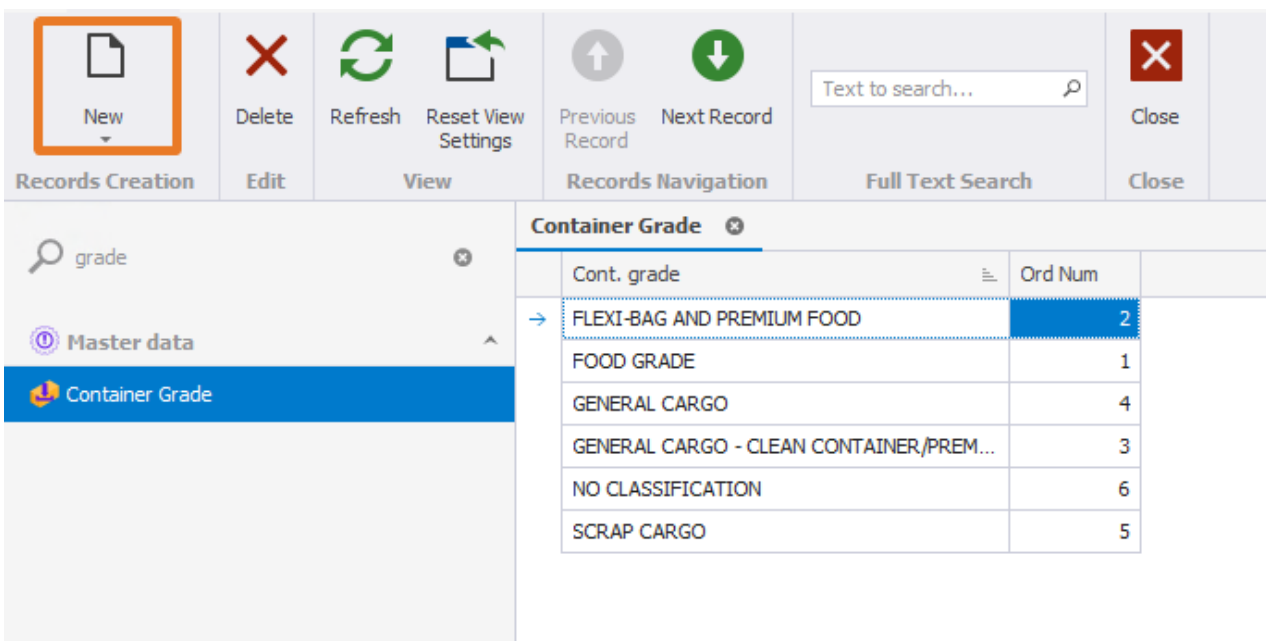
Page 11, Maersk doc:

Field Name	Field Type	Description	Value	Notes
smokeTested	String	Container Grade field from RKEM. Single letter This denotes Grade of a container, for which purpose container will be used	Yes	<ul style="list-style-type: none"> <li>M - Food grade type</li> <li>S - Flexi-bag and premium food grade</li> <li>K - General cargo - clean container/premium shipment</li> <li>E - General cargo</li> <li>Q - Scrap cargo</li> <li>N - No classification</li> </ul>
markedForSale	String	Marked for sale field from RKEM	Yes	V/N

In cs Depot the Container Grades can be entered like this:

cs DEPOT:

In the menu Container Grade press the new button on the left

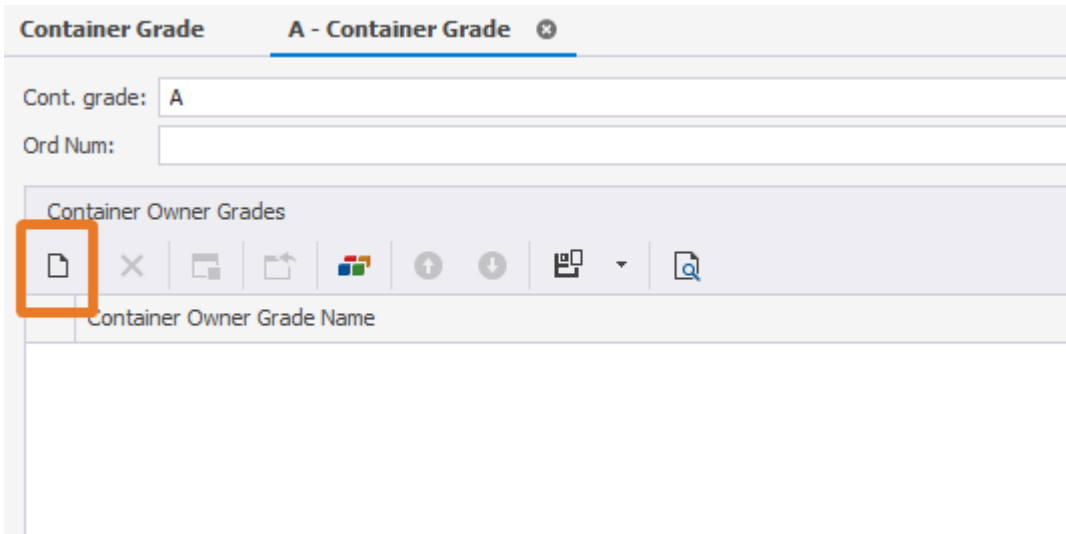


The screenshot shows the cs DEPOT interface. In the top toolbar, the 'New' button (represented by a document icon) is highlighted with an orange box. Other buttons include Delete, Refresh, Reset View Settings, Previous Record, Next Record, Full Text Search, and Close. Below the toolbar, the 'Container Grade' menu is open, showing a list of grades with their corresponding order numbers. The 'FLEXI-BAG AND PREMIUM FOOD' grade is selected, indicated by a blue arrow and a blue highlight.

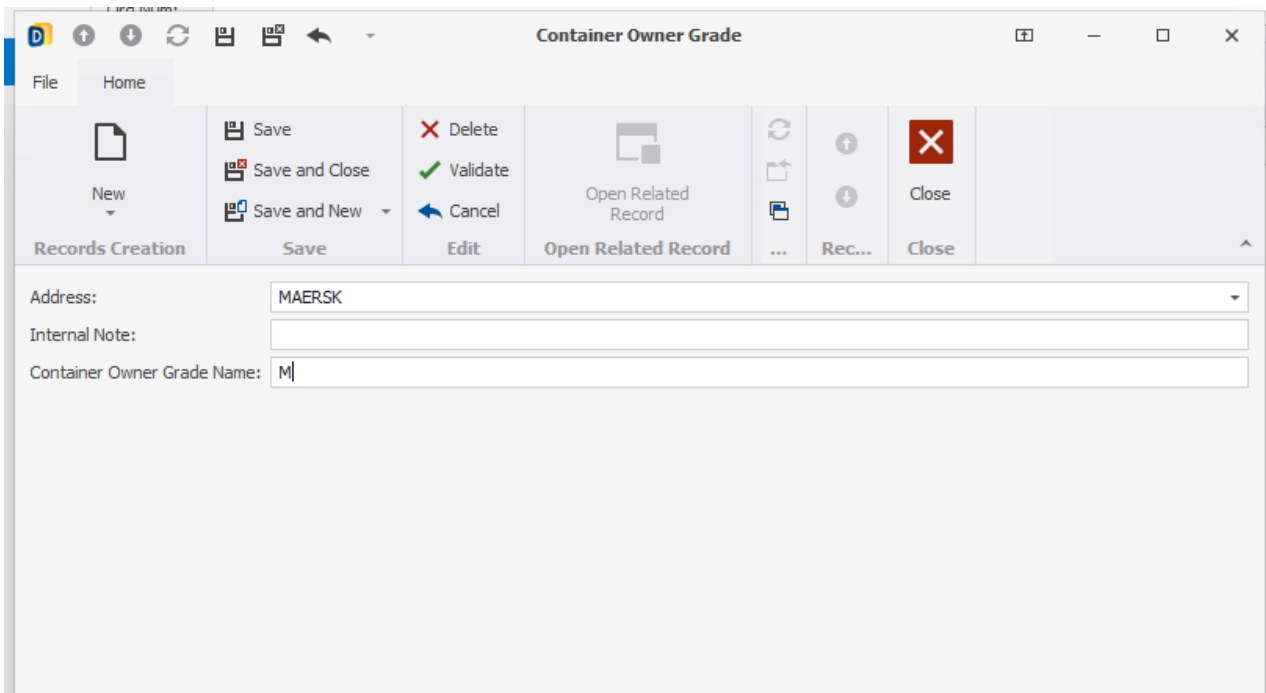
Cont. grade	Ord Num
FLEXI-BAG AND PREMIUM FOOD	2
FOOD GRADE	1
GENERAL CARGO	4
GENERAL CARGO - CLEAN CONTAINER/PREM...	3
NO CLASSIFICATION	6
SCRAP CARGO	5

Then the description and the order number can be entered.

For the several gradename required by the ship owners the Container Owner grade can be entered.



On the little paper on the left in the window the ship owner and his name of the grade can be entered



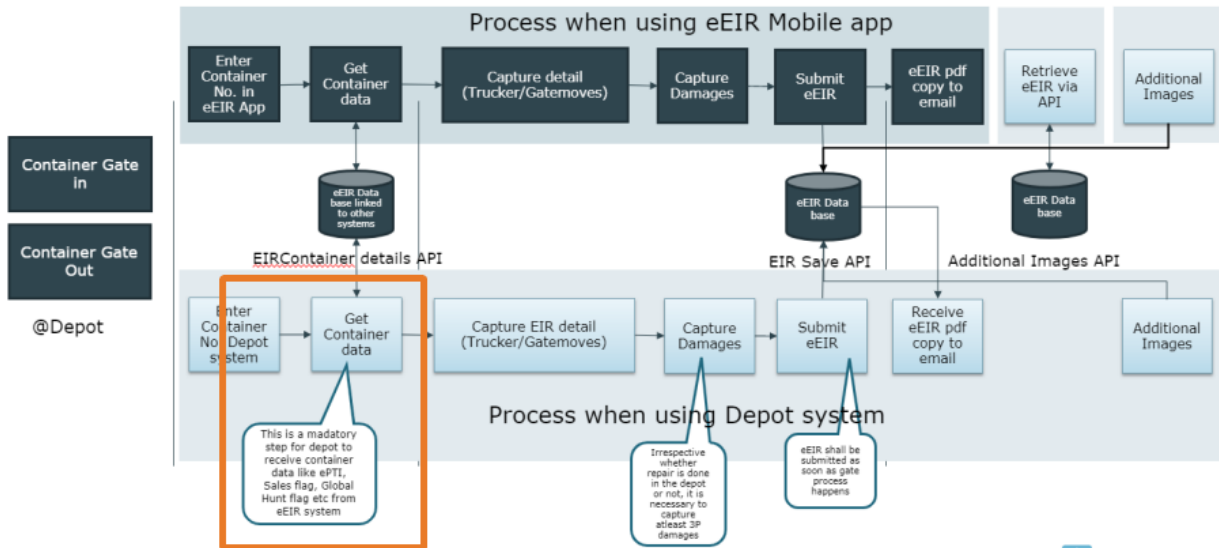
This can be done for several ship owners and their special grades.

### 1.3. SENDING CHECKINGS



After checking with the app the data are send to the sever of cargo support. Every **X minutes** the data are send via the Maersk Interface to Maersk, if the checking was done on a Maersk container.

After this Maersk send us back the data they have in the system for this container:



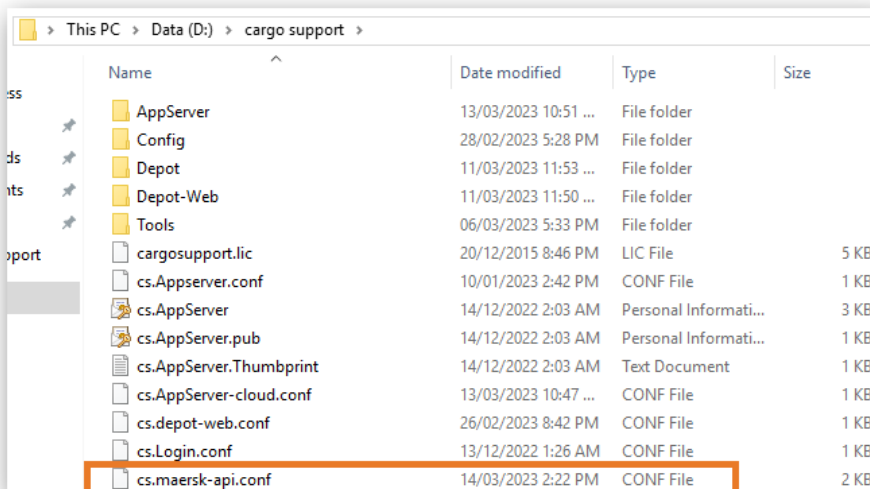
Classification: Confidential

## Checking process in detail with Maersk API

Data necessary from cargo support is written in **blue**

### First API query

- `Cs.maersk-api.conf` does exist and is filled with the necessary details



Name	Date modified	Type	Size
AppServer	13/03/2023 10:51 ...	File folder	
Config	28/02/2023 5:28 PM	File folder	
Depot	11/03/2023 11:53 ...	File folder	
Depot-Web	11/03/2023 11:50 ...	File folder	
Tools	06/03/2023 5:33 PM	File folder	
cargosupport.lic	20/12/2015 8:46 PM	LIC File	5 KB
cs.Appserver.conf	10/01/2023 2:42 PM	CONF File	1 KB
cs.AppServer	14/12/2022 2:03 AM	Personal Informati...	3 KB
cs.AppServer.pub	14/12/2022 2:03 AM	Personal Informati...	1 KB
cs.AppServer.Thumbprint	14/12/2022 2:03 AM	Text Document	1 KB
cs.AppServer-cloud.conf	13/03/2023 10:47 ...	CONF File	1 KB
cs.depot-web.conf	26/02/2023 8:42 PM	CONF File	1 KB
cs.Login.conf	13/12/2022 1:26 AM	CONF File	1 KB
cs.maersk-api.conf	14/03/2023 2:22 PM	CONF File	2 KB

```

cs {
  appserver {
    jobs {
      MaerskEirDataExchangeJob {
        Enabled = true
        Trigger.Type = ExecuteRepeatedly
        Trigger.Minutes = 1
        Trigger2.Type = Manual
      }
    }
  }

  maerskApi {
    eirAuthenticationUri = "https://iam.maersk.com/acm/oauth2/realms/mau/access_token"
    eirDetailsGetUri = "https://api.maersk.com/eir/equipment/getEquipmentDetails"
    eirSavePostUri = "https://api.maersk.com/eir/inspection/save"
    eirAdditionalUploadUri = "https://api.maersk.com/eir/inspection/updateAdditionalDamages/"
    testMode = false
    branches = [
      {
        clientId = "SNTjkbWtjS79TQHxCFGIsP5dPV6ImgAn"
        clientSecret = "AAEza4n4N2y6d82S"
        maerskAddressId = 3961
        depotAddressId = 19851
        maerskEmail = "eeirlkb@monlogistics.com"
      },
      {
        clientId = "SNTjkbWtjS79TQHxCFGIsP5dPV6ImgAn"
        clientSecret = "AAEza4n4N2y6d82S"
        maerskAddressId = 3961
        depotAddressId = 919871
        maerskEmail = "eeirlcb@monlogistics.com"
      },
      {
        clientId = "SNTjkbWtjS79TQHxCFGIsP5dPV6ImgAn"
        clientSecret = "AAEza4n4N2y6d82S"
        maerskAddressId = 3961
        depotAddressId = 919861
        maerskEmail = "eeirlcb@monlogistics.com"
      }
    ]
  }
}

```



ClientID & ClientSecret = login data to request the API token

MaerskAddressID = AddressID of Maersk in cs database

DepotAddressID = AddressID of depot branch in cs database

MaerskEmail = recipient of eEIR copy

- b. Authentication token will be pulled via conf (2 hours validity -> disposed after all checkings are thorough for this instance / group, i.e. 100 checkings are done in a specific timeframe -> 1 Token will be requested and used for these 100 checkings, disposed afterwards -> new checkings will pull new token)
- c. **Status** = open
- d. **Container owner** = Maersk AddressID named in the config (cs database)
- e. **Container number** not null & 11 characters (4 letters & 6 numbers + 1 proof number)

First API query to Maersk complete -> Request of GetContainerData (only 1 time per container)

**Option 1:** Query successful -> Maersk API will fill in the following 4 columns

- ISO Code
- Manufactured Date
- Global Hunt Status
- Container is blocked from owner (ST Block)

**Option 2:** Query failed -> Status = **Open** (transmission log will show **warning**)

If first query failed due to Maersk error (i.e. container number unknown) -> **query will proceed to the 2nd API query with default values = Container Type Size & Container Grade** from Maersk



### Second API query - requirements (mandatory)

- a. Status = open
- b. Container owner address = Maersk address ID from config (cs database ID)
- c. Depot address = depot address ID from config (cs database ID)
- d. Container number = 11 characters
- e. Checking not deleted
- f. Import/Export is filled in
- g. Registration Plate is not Null/empty
- h. MoveType = IN -> OK
- i. MoveType = OUT -> **Booking number necessary**
- j. Pictures = not null (PictureDownloadFromCloudNeeded = false ; not checked)
- k. ContainerOwnerGrade (Default Value = 1, if not filled in)

### What else do we send to Maersk (optional):

- Additional photos
- DamageLocation
- DamageType (Default = 16 "undefined", if not filled in)
- Internal No. & External note
- Mail address where eEIR will be send to

### Second API query to Maersk complete

**Option 1:** query OK -> Status = "Success"

External Checking No. = Maersk Checking ID

eEIR copy will be send to the mail address mentioned in the config

**Option 2:** query NOT OK -> Status = "Rejected" -> Reason visible in transmission log

Second query can be re-send via manually changing the Status back to "Open"

## 1.4. COMMON ERRORS & WORKAROUNDS

Known Maersk errors (system overload by Maersk which we can't control/fix ourselves):

Workaround is needed by changing Status back to "OPEN" - depending on the workload on the Maersk servers you should wait awhile before re-opening the checkings:

1.

```
<HTML><HEAD>
<TITLE>Access Denied</TITLE>
</HEAD><BODY>
<H1>Access Denied</H1> You don't have permission to access
"http&#58;&#47;&#47;api&#46;maersk&#46;com&#47;eir&#47;inspection&#47;save" on this server.<P>
Reference&#32;&#35;18&#46;3e70e731&#46;1681707511&#46;71d02d9a
</BODY>
</HTML>
```

2.

**Value cannot be null. (Parameter 'content')**

3.

(Checkings arrived two times at Maersk)

```
{"fault":{"faultstring":"Gateway
Timeout","detail":{"errorCode":"messaging.adaptors.http.flow.GatewayTimeout"}}
```

4.

```
{"result":"ERROR","statusCode":500,"apiError":{"timeStamp":"2023-03-
26T16:34:23.247+00:00","message":"INTERNAL_SERVER_ERROR","debugMessage":"A JSONObject text
must begin with '{' at 1 [character 2 line 1]"}}
```

5.

```
{"fault":{"faultstring":"The Service is temporarily
unavailable","detail":{"errorCode":"messaging.adaptors.http.flow.ServiceUnavailable"}}
```

6.

```
<!DOCTYPE html>
<html>
<head>
  <title>Web App - Unavailable</title>
  <style type="text/css">
    html {
      height: 100%;
      width: 100%;
    }
    #feature {
      width: 960px;
      margin: 95px auto 0 auto;
      overflow: auto;
    }
    #content {
      font-family: "Segoe UI";
      font-weight: normal;
      font-size: 22px;
      color: #FFFFFF
    }
;
    float: left;
    width: 460px;
    margin-top: 68px;
    margin-left: 0px;
    vertical-align: middle;
  }
    #content h1 {
      font-family: "Segoe UI Light";
      color: #FFFFFF
    }
;
    font-weight: normal;
    font-size: 60px;
    line-height: 48pt;
    width: 800px;
  }
    p a, p a:visited, p a:active, p a:hover {
      color: #FFFFFF
    }
;
  }
  #content a.button {
    background: #0DBC2
```



```
;
border: 1px solid #FFFFFF
;
color: #FFFFFF
;
display: inline-block;
font-family: Segoe UI;
font-size: 24px;
line-height: 46px;
margin-top: 10px;
padding: 0 15px 3px;
text-decoration: none;
} #content a.button img {
float: right;
padding: 10px 0 0 15px;
} #content a.button:hover {
background: #1C75BC
;
}
</style>
</head>
<body bgcolor="#00ABEC
">
<div id="feature">
<div id="content">
<h1 id="unavailable">Error 403 - This web app is stopped.</h1>
<p id="tryAgain">The web app you have attempted to reach is currently stopped and does not
accept any requests. Please try to reload the page or visit it again soon.</p>
<p id="toAdmin">If you are the web app administrator, please find the common 403 error
scenarios and resolution <a href="https://go.microsoft.com/fwlink/?linkid=2095007"
target="_blank">here</a>. For further troubleshooting tools and recommendations, please visit <a
href="https://portal.azure.com/">Azure Portal</a>.</p>
</div>
</div>
</body>
</html>
```

7.

example error which we can fix -> Booking no. Needs to be amended (9-11 characters)

Afterwards changing Status back to **“OPEN”**:

```
{"method":"POST","requestUri":"/eir/inspection/save","status":400,"timestamp":"27-03-2023  
11:35:56","message":"Bad  
Request","subErrors":[{"field":"container.bookingNo","rejectedValue":"22577236","message":"Bookin  
g Number should be alphanumeric of length minimum 9 to maximum 11 characters"}],
```

## 2. WEB PORTAL FOR CARRIERS -> MM

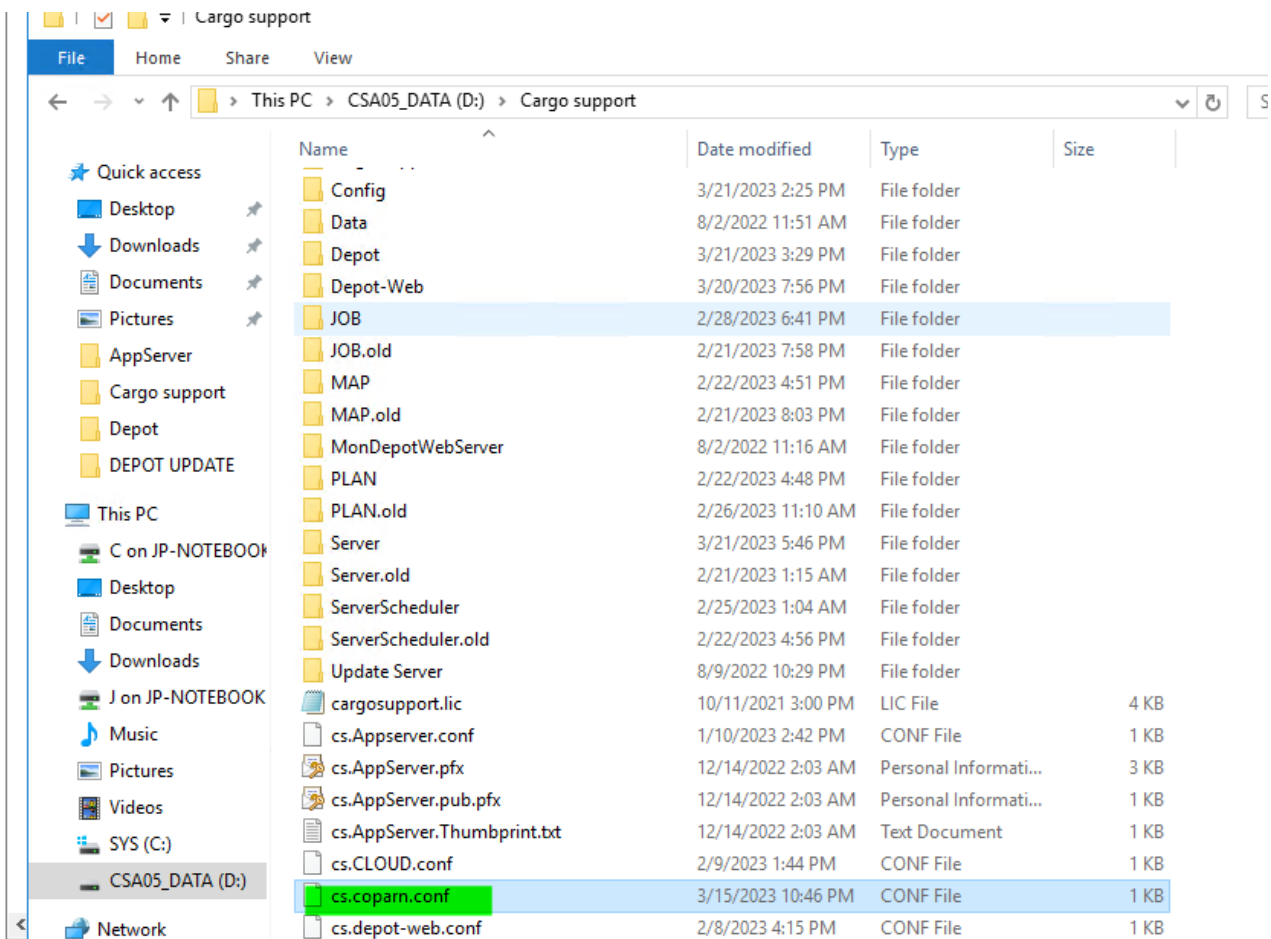
### 3. WEB PORTAL FOR TRUCKERS -> ES

## 4. COPARN INTERFACE-> JP

### 4.1. COPARN INTERFACE (CURRENTLY ONLY MAERSK DEPOT OUT)

#### 4.1.1. CONFIGURATION

Copy config in cargo support folder:



Define import path:

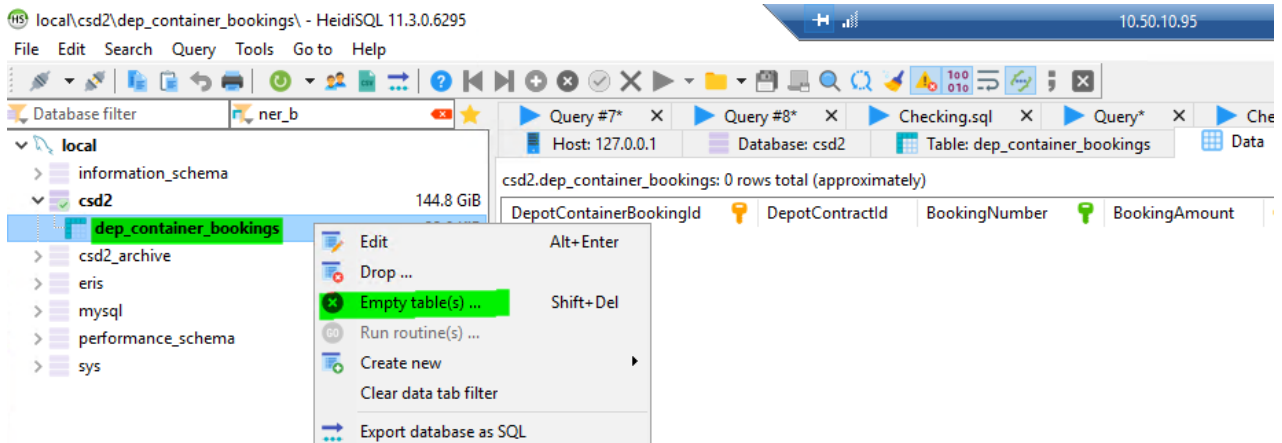
Standard: import every minute

```

1 cs {
2   appserver {
3     jobs {
4       CoparnImportJob {
5         Enabled = true
6         Trigger.Type = ServerStart
7         Trigger2.Type = ExecuteRepeatedly
8         Trigger2.Minutes = 1
9         Trigger3.Type = Manual
10      }
11    }
12  }
13 }
14
15 imports {
16   coparn {
17     ImportDirectory = "D:\Cargo support\COPARN"
18   }
19 }

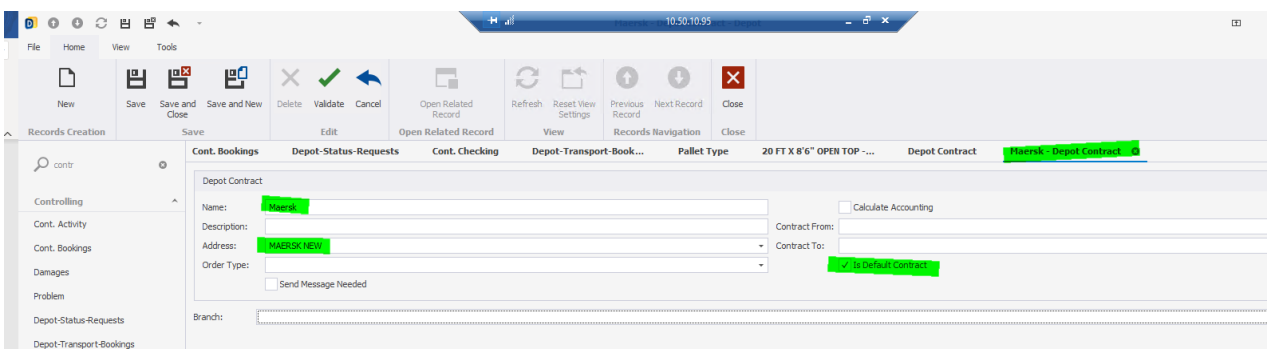
```

For testing you can empty the booking database table in heidi

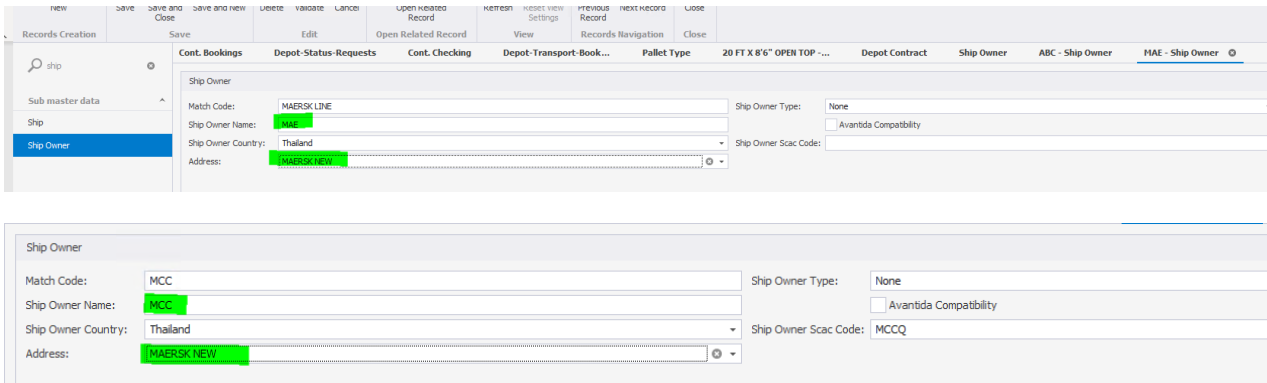


## 4.1.2. SUB MASTER DATA

### 4.1.2.1. DEPOT CONTRACT



### 4.1.2.2. SHIP OWNER



The screenshot displays the 'SHIP OWNER' form within the MON system. The form is divided into two sections. The top section shows the following data:

Match Code:	MAERSK LINE	Ship Owner Type:	None
Ship Owner Name:	MAE	<input type="checkbox"/> Avantida Compatibility	
Ship Owner Country:	Thailand	Ship Owner Scac Code:	
Address:	MAERSK NEW		

The bottom section of the form shows the following data:

Match Code:	MCC	Ship Owner Type:	None
Ship Owner Name:	MCC	<input type="checkbox"/> Avantida Compatibility	
Ship Owner Country:	Thailand	Ship Owner Scac Code:	MCCQ
Address:	MAERSK NEW		

### 4.1.2.3. PALLET TYPES

1st check group ISO code, if not found check others below

Records Creation | Save | Edit | Open related record | view

Depot-Transport-Book... | Pallet Type | 20 FT X 8'6" OPEN TOP -...

Search: pallet

Sub master data

Pallet Type

PalletType

Match Code: 20FR

Pallet Type Name: 20 FT X 8'6" FLAT RACK

Is Exchangeable

Is Return Container

Feet Length: 20'

Loading Metre Conversion Factor:

Telematic Match Code:

Container Type: FR

Height:

Basic Weight:

Is Tank Container

Length:

Width:

Group Iso Code: [REDACTED]

PalletTypeDetails

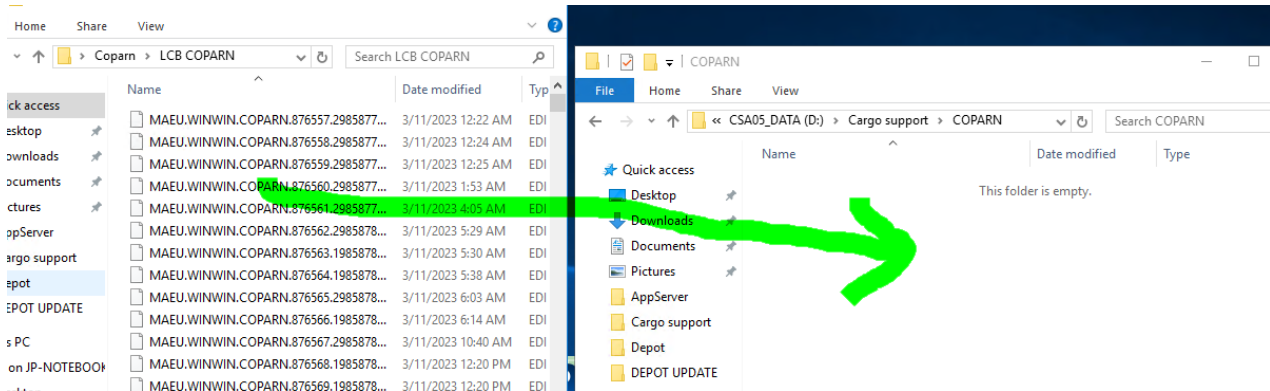
	Iso Code	Id
→	2260	461
	2261	471
	2262	481
	2263	491
	2264	501
	2360	511
	2361	521
	2362	531
	2363	541
	2364	551
	22P1	561
	22P2	571
	22P3	581
	22P4	591

## 4.2. DEPOT ADDRESS (IN PROGRAMMING)

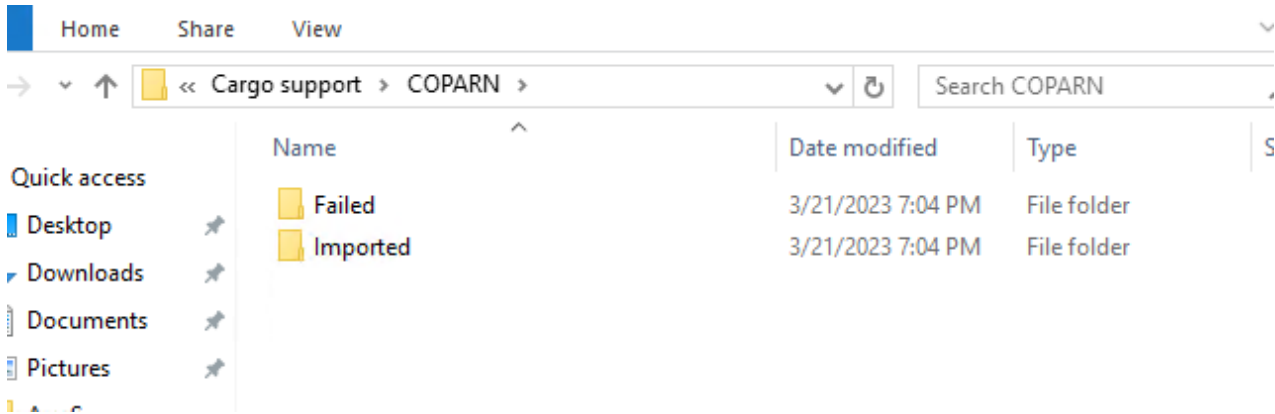
## 4.3. IMPORT COPARN FILES VIA INTERFACE



For testing copy & paste files to COPARN import folder



Files will be imported every minute / „Imported“ and „Failed“ folder will be added automatically



### 4.3.1. FAILED -> TRANSMISSION LOG

We added COPARN failures in the transmission log. In this example the ISO is missing in the depot data base. After the ISO code has been added by a Mon user in cs DEPOT the COPARN message can be imported again without a failure.

Cont. bookings		Depot Transmission Log			
Date	Depot Transmission Owner	Message	Transmission Log Type	Transmission Sta...	
		2213			
22.03.2023 14:11...	Depot container booking	Container number empty and container iso code unknown (2213) for booking with number 225629386!	Coparn	Failure	
22.03.2023 14:11...	Depot container booking	Container number empty and container iso code unknown (2213) for booking with number 225680699!	Coparn	Failure	

If ships are not already added in the data base then they will be added automatically during the import of the files.

Records Creation		Edit	Open Related Record	View	Records Navigation	Full Text Search	Close
<div style="display: flex; justify-content: space-between;"> <span>Cont. Bookings</span> <span>Depot Transmission Log</span> <span>Ship</span> </div>							
<div style="display: flex; align-items: center;"> <input type="text" value="Licensee"/> </div>							
Name	Changed ...	Created User	Created Date	Call Sign	Imo		
<div style="background-color: #0070C0; color: white; padding: 2px;"> <b>Licensee: MON (Count=2140)</b> </div>							
KYPARISSIA	3/21/202...		3/21/2023 7:08 PM	9HA3484			
MAERSK STADELHORN	3/21/202...		3/21/2023 7:08 PM	9V5223			
MAERSK BINTULU	3/21/202...		3/21/2023 7:08 PM	9V6003			
SYDNEY EXPRESS	3/21/202...		3/21/2023 7:08 PM	9HA4000			
GSL CHRISTEL ELISABETH	3/21/202...		3/21/2023 7:08 PM	DSCF5			
MAERSK ALGOL	3/21/202...		3/21/2023 7:08 PM	9V5223			
JOHANNES MAERSK	3/21/202...		3/21/2023 7:08 PM	OWFD2			
CMA CGM DON PASCUALE	3/21/202...		3/21/2023 7:08 PM	9HA5468			
MSC TESSA	3/21/202...		3/21/2023 7:08 PM	5LHE8			
BSG BONAIRE	3/21/202...		3/21/2023 7:08 PM	5LBS9			
MSC DIANA	3/21/202...		3/21/2023 7:08 PM	DSKX8			
MSC LORETO	3/21/202...		3/21/2023 7:08 PM	5LJP2			
MSC RAYA	3/21/202...		3/21/2023 7:08 PM	5LHE9			
ASIATIC SUN	3/21/202...		3/21/2023 7:08 PM	9V6953			
MDV TP TBN18	3/21/202...		3/21/2023 7:08 PM	-XKS028			
MAERSK CANYON	3/21/202...		3/21/2023 7:08 PM	MMBS2			
LUANDA EXPRESS	3/21/202...		3/21/2023 7:08 PM	DSMK9			
MAERSK CAMBRIDGE	3/21/202...		3/21/2023 7:08 PM	5LDM2			
ZIM HONG KONG	3/21/202...		3/21/2023 7:08 PM	DFDH2			
AI FBRT MAFRSK	3/21/202...		3/21/2023 7:08 PM	QIICW2			

## 4.3.2. IMPORT COPARN FILES VIA EXCEL

Same logic/mapping like in the automatic COPARN import via interface. Difference: Excel files have to be copied in the COPARN import folder manually:

lipboard	Organize	New	Open
<div style="display: flex; align-items: center;"> <span>» This PC » CSA05_DATA (D:) » Cargo support »</span> <div style="margin-left: auto; text-align: right;"> <span>Search</span> </div> </div>			
Name	Date modified	Type	Size
AngularDepotWeb	1/10/2023 2:32 PM	File folder	
AppServer	10/24/2023 7:21 PM	File folder	
AppServer2	8/15/2023 1:02 PM	File folder	
AppServerCLI	4/26/2023 5:13 PM	File folder	
AppServerWatchDog	8/2/2022 11:16 AM	File folder	
Booking messages	4/28/2023 8:11 PM	File folder	
cargo support dispo	7/5/2023 8:30 AM	File folder	
Checkingfotoarchive	10/26/2023 1:35 PM	File folder	
CODECO	9/27/2023 6:24 PM	File folder	
Config	7/31/2023 4:00 PM	File folder	
COPARN	10/30/2023 3:31 PM	File folder	
COPARN_Excel	9/27/2023 2:23 PM	File folder	
Data	8/2/2022 11:51 AM	File folder	

File Home Share View

« CSA05\_DATA (D:) » Cargo support » COPARN Search COPARN

Name	Date modified	Type	Siz
MAEU.WINWIN.COPARN.876557.2985877...	3/11/2023 12:22 AM	EDI File	
MAEU.WINWIN.COPARN.876558.2985877...	3/11/2023 12:24 AM	EDI File	
MAEU.WINWIN.COPARN.876559.2985877...	3/11/2023 12:25 AM	EDI File	
MAEU.WINWIN.COPARN.876560.2985877...	3/11/2023 1:53 AM	EDI File	
MAEU.WINWIN.COPARN.876561.2985877...	3/11/2023 4:05 AM	EDI File	
MAEU.WINWIN.COPARN.876562.2985878...	3/11/2023 5:29 AM	EDI File	
MAEU.WINWIN.COPARN.876563.1985878...	3/11/2023 5:30 AM	EDI File	
MAEU.WINWIN.COPARN.876564.1985878...	3/11/2023 5:38 AM	EDI File	
MAEU.WINWIN.COPARN.876565.2985878...	3/11/2023 6:03 AM	EDI File	
MAEU.WINWIN.COPARN.876566.1985878...	3/11/2023 6:14 AM	EDI File	
MAEU.WINWIN.COPARN.876567.2985878...	3/11/2023 10:40 AM	EDI File	
MAEU.WINWIN.COPARN.876568.1985878...	3/11/2023 12:20 PM	EDI File	
MAEU.WINWIN.COPARN.876569.1985878...	3/11/2023 12:20 PM	EDI File	
MAEU.WINWIN.COPARN.876570.2985879...	3/12/2023 1:34 PM	EDI File	
MAEU.WINWIN.COPARN.876571.1985879...	3/12/2023 1:34 PM	EDI File	
MAEU.WINWIN.COPARN.876572.2985879...	3/12/2023 1:34 PM	EDI File	
MAEU.WINWIN.COPARN.876573.2985879...	3/12/2023 1:34 PM	EDI File	
MAEU.WINWIN.COPARN.876574.2985879...	3/12/2023 1:34 PM	EDI File	
MAEU.WINWIN.COPARN.876575.1985879...	3/12/2023 1:34 PM	EDI File	
MAEU.WINWIN.COPARN.876576.1985879...	3/12/2023 1:44 PM	EDI File	
MAEU.WINWIN.COPARN.876577.1985879...	3/12/2023 1:53 PM	EDI File	
MAEU.WINWIN.COPARN.876578.2985879...	3/12/2023 1:53 PM	EDI File	
MAEU.WINWIN.COPARN.876579.1985879...	3/12/2023 1:53 PM	EDI File	
MAEU.WINWIN.COPARN.876580.2985879...	3/12/2023 1:53 PM	EDI File	
MAEU.WINWIN.COPARN.876581.2985879...	3/12/2023 2:02 PM	EDI File	
MAEU.WINWIN.COPARN.876582.2985879...	3/12/2023 3:03 PM	EDI File	
MAEU.WINWIN.COPARN.876583.2985879...	3/12/2023 3:03 PM	EDI File	

1,513 items 1,513 items selected

### 4.3.3. UPDATES AND REJECTIONS MON SPECIFIC

COPARN files are regularly update via the interface. There are some rules which updates are allowed and which not.

Allowed automatic COPARN updates:

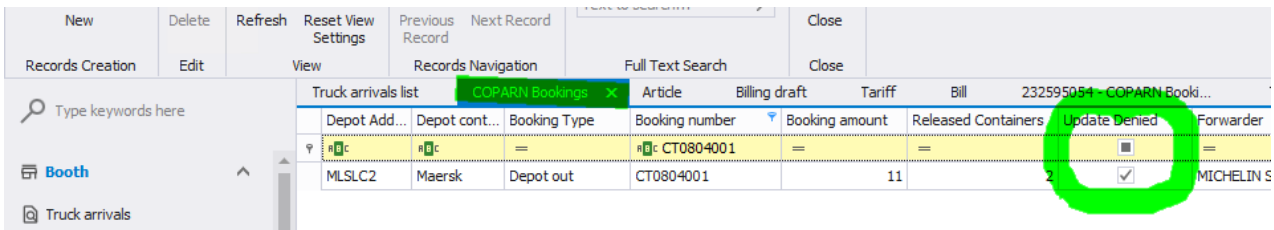
- No released ctrs -> auto update

Rejected COPARN updates

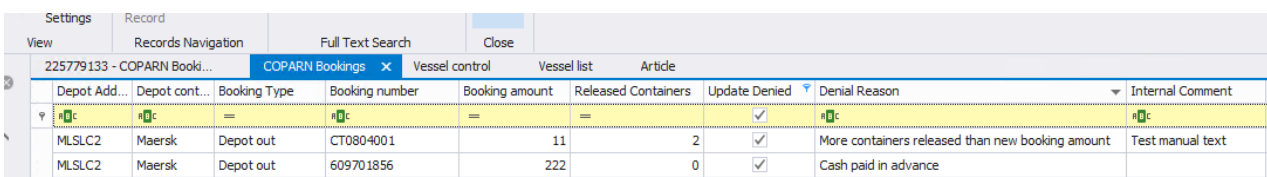
- Booking has already been paid -> no update
- Amount released ctrs > new booking amount -> no update

➔ „Update denied“ checkbox will be filled automatically if a booking is rejected

➔ Mon user has to check the import file and call shipper to solve the problem

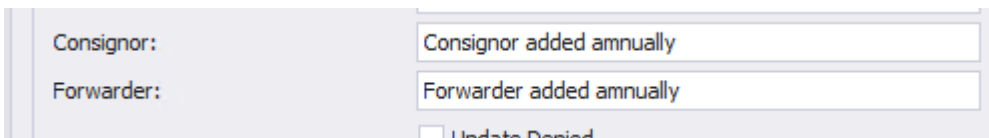


Depot Add...	Depot cont...	Booking Type	Booking number	Booking amount	Released Containers	Update Denied	Forwarder
MLSLC2	Maersk	Depot out	CT0804001	11	2	<input checked="" type="checkbox"/>	MICHELIN S



Depot Add...	Depot cont...	Booking Type	Booking number	Booking amount	Released Containers	Update Denied	Denial Reason	Internal Comment
MLSLC2	Maersk	Depot out	CT0804001	11	2	<input checked="" type="checkbox"/>	More containers released than new booking amount	Test manual text
MLSLC2	Maersk	Depot out	609701856	222	0	<input checked="" type="checkbox"/>	Cash paid in advance	

Specific logic for 2 fields:



Consignor:

Forwarder:

Update Denied

If consignor or forwarder have been added manually and there is an update of this fields

- Override if consignor or forwarder is filled in the file
- Don't override if fields are empty in file

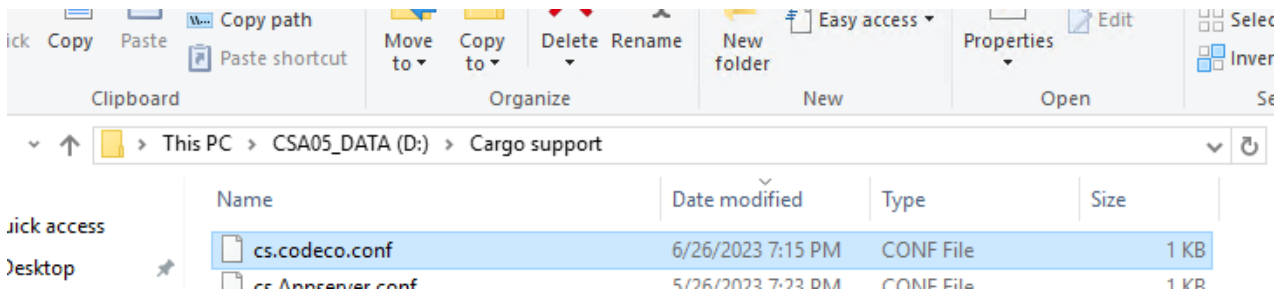
Consignor:	SIAM KUBOTA CORPORATION CO LTD	Imo Class:
Forwarder:	Forwarder added annually	Un Num:
Internal Comment:	<input type="checkbox"/> Update Denied	

## 5. CODECO (MAERSK, CMA, HAPAG)

### 5.1. INTERFACE

#### 5.1.1. CONFIGURATION

Copy config in cargo support folder:



Define export path: standard: export every minute

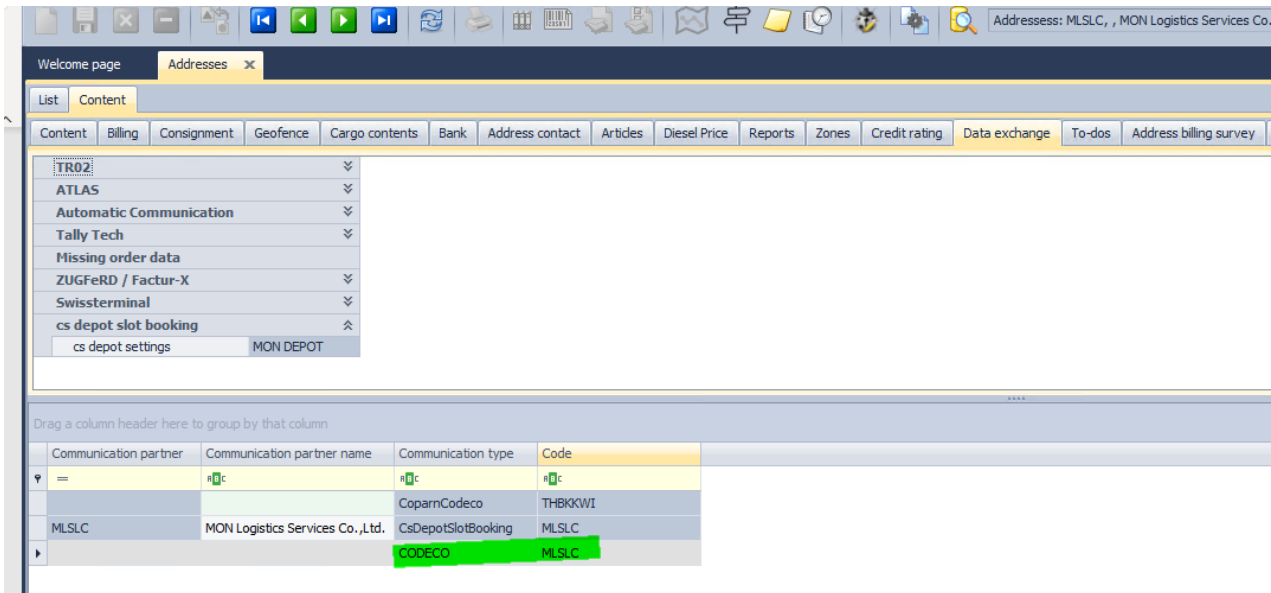
```

1 cs {
2   appserver {
3     jobs {
4       CodecoExportJob {
5         Enabled = true
6         Trigger.Type = ServerStart
7         Trigger2.Type = ExecuteRepeatedly
8         Trigger2.Minutes = 1
9         Trigger3.Type = Manual
10      }
11    }
12  }
13
14  exports {
15    codeco {
16      ExportDirectory = "D:\\Cargo support\\CODECO"
17    }
18  }
19 }

```

Restart ca.AppServer

Address depot:



Communication partner	Communication partner name	Communication type	Code
=	MLSLC	CoparrCodeco	THBKKWI
	MON Logistics Services Co.,Ltd.	CsDepotSlotBooking	MLSLC
		CODECO	MLSLC

Address ship owner

Addressess: MAERSK NEW, , Maersk A/S C/O Maersk Line (Thailand)

Welcome page | Addresses x

List | Content

Content | Billing | Consignment | Geofence | Cargo contents | Bank | Address contact | Articles | Diesel Price | Reports | Zones | Credit rating | Data exchange | To-dos | Address billing survey | Loading places

- TR02
- ATLAS
- Automatic Communication
- Tally Tech
- Missing order data
- ZUGFeRD / Factur-X
- Swissterminal
- cs depot slot booking
- cs depot settings

Drag a column header here to group by that column

Communication partner	Communication partner name	Communication type	Code
=	☑	☑	☑
▶		CODECO	MAEU

## 6. DEPOT UPDATE PROCESSES

To have the newest version of the depot application you need to follow the following steps:

open FileZilla

open Server with the following data:

- Adresse: sftp.hidrive.strato.com
- User: csupload
- password: c@r8012
- port: 22

open newest depot file (sort by date)

4. Download the file

5. Unzip the file & open the content folder

6. Replace the old depot folder with the downloaded files

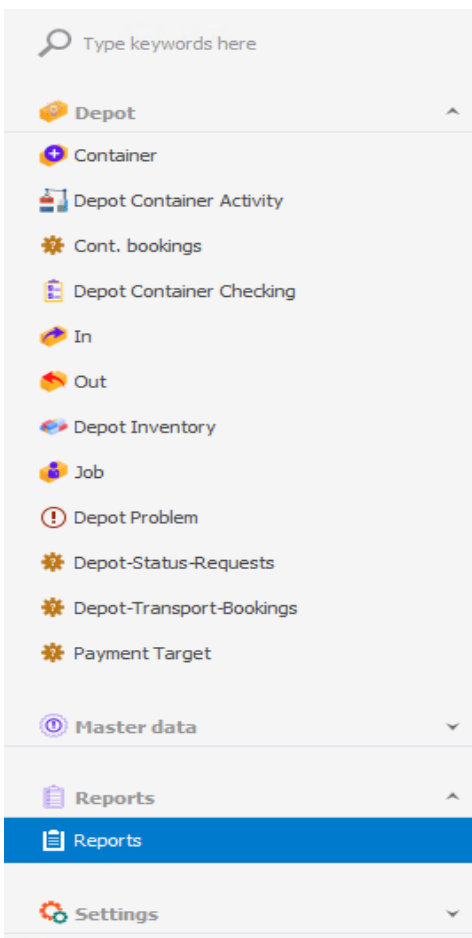




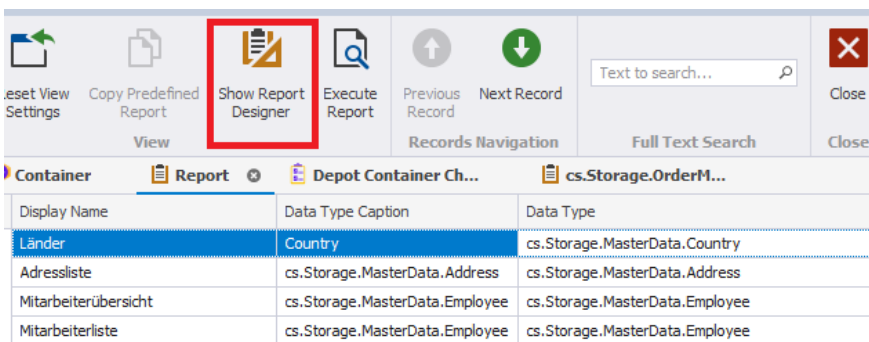
## 7. REPORTS -> KB

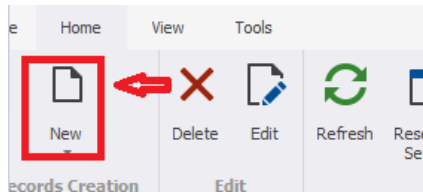
### 7.1. REPORT DESIGNER BASICS

You can find the Reports on the left side.



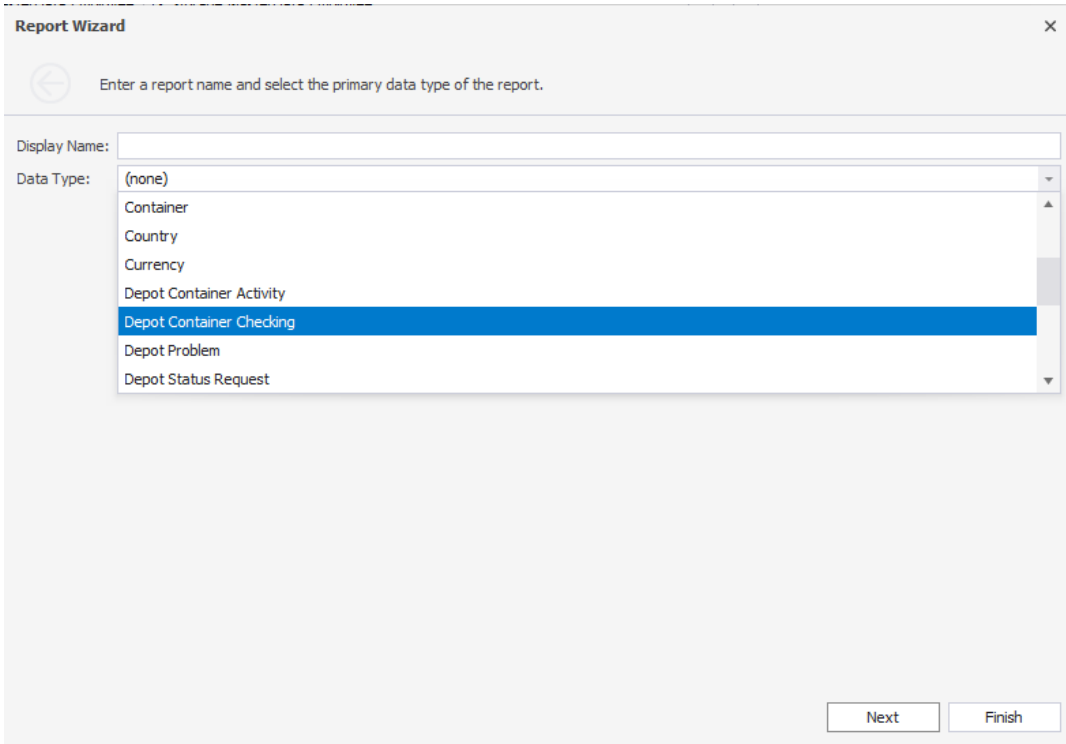
To view it double click on selection and **to edit go to "Show Report Designer"** at the top.



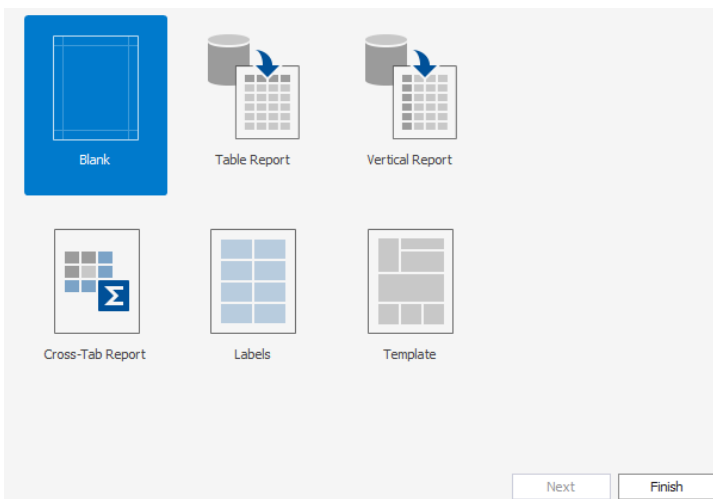


Open new form ->

Enter the Display Name and select the Data Type

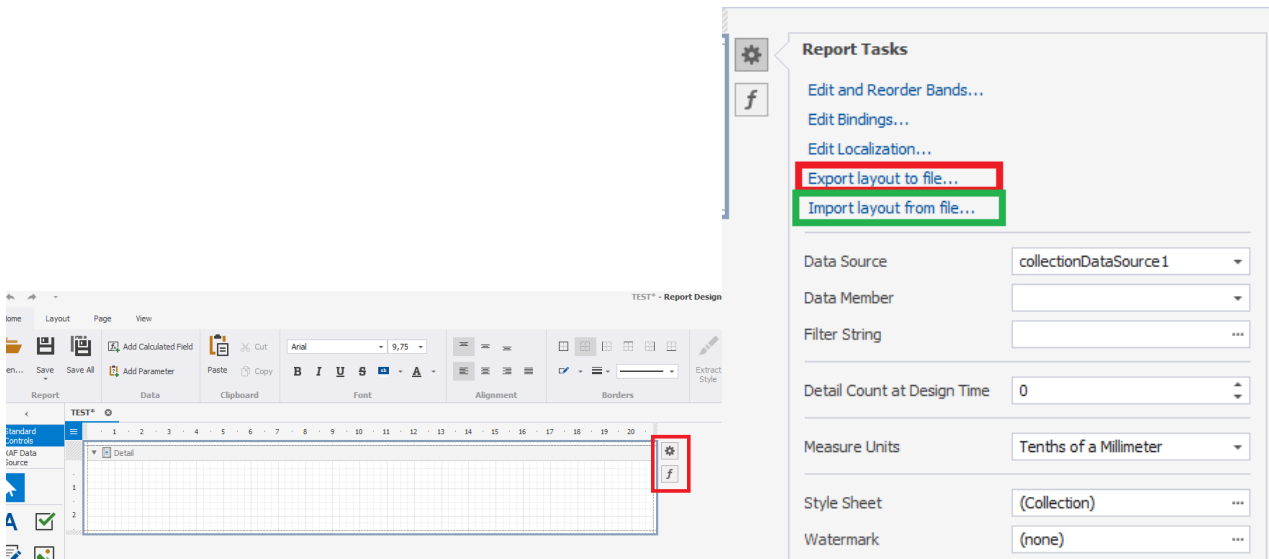


after that you can select the start from the form



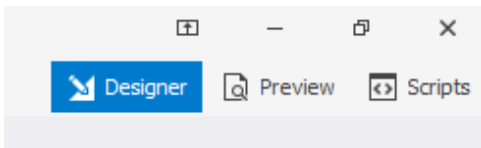
<- last on finish

Import and export of forms (.repx - file)

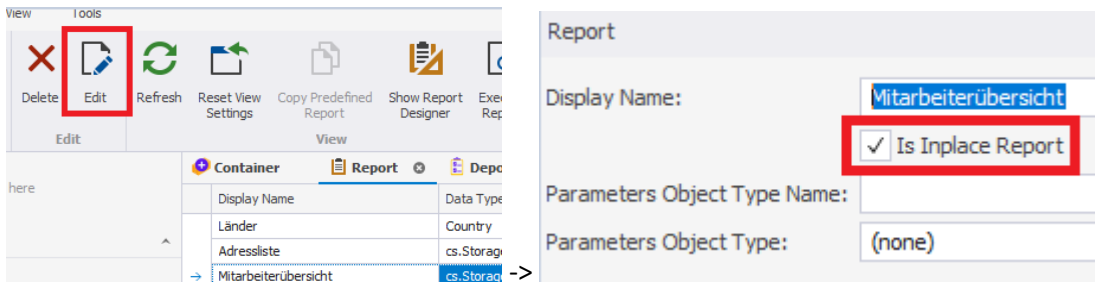


The forms have to be no longer moved to the folder. Now you can insert them directly as shown above

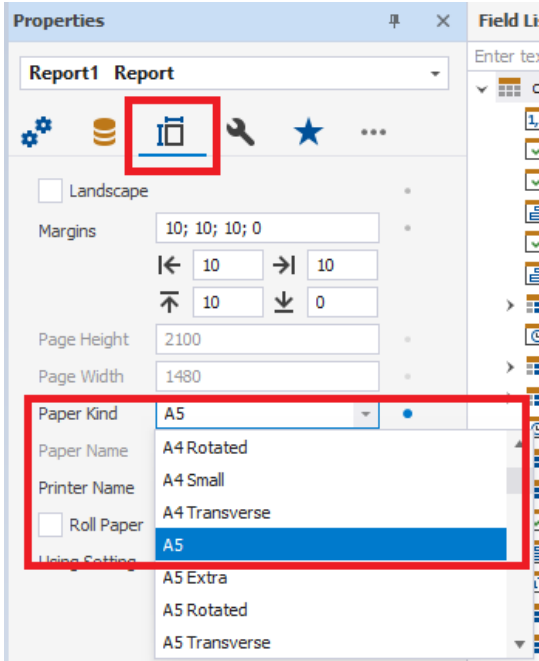
**Script and preview** are now on the top right (previously bottom left)



After creating the form you must **check the box under edit to be able to print**



## 7.2. WORK IN REPORT DESIGNER



<- You can set the paper form here

## 7.3. VAT REPORT

Billing > Outstanding items: new column "Payment method". Will be used for filtering cash invoices for the VAT report.

cs JOB - Mon Transport Co., Ltd - Administrator - 9.36.1.203

File Order Billing Digital tachograph Fleet Management Warehouse Fleet employee CRM Survey

Order management Outstanding item

Outstanding item list Detail

Date: Bill date This month

Decrement monition level from selection Cancel Bill Book out Fast entry payment transaction Marke

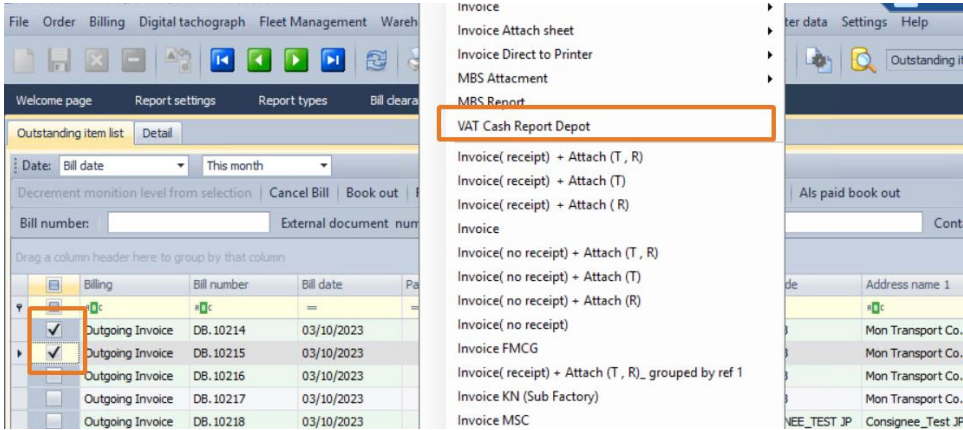
Bill number: External document number: SA

Drag a column header here to group by that column

	Billing	Bill number	Bill date	Payment method	External document...
	Outgoing Invoice	DB.10214	03/10/2023	Name	
	Outgoing Invoice	DB.10215	03/10/2023	BankTransfer	
	Outgoing Invoice	DB.10216	03/10/2023	Cash	
	Outgoing Invoice	DB.10217	03/10/2023	Intercompany	
	Outgoing Invoice			Prepaid	

You can select all Invoices you want to have in the report.

Then you press printing and choose “VAT Cash Report Depot”



### Output Tax Report

Month October Year 2023

Name \_\_\_\_\_ Tax ID \_\_\_\_\_

Branch \_\_\_\_\_  Head Office  Branch No.

No.	Tax invoice		Customer Name	Customer tax ID	Branch		Amount	VAT
	Date	Number			Head Office	Branch No.		
1	[BillDate] dd.MM.yyyy]	DB.10214					81.78	

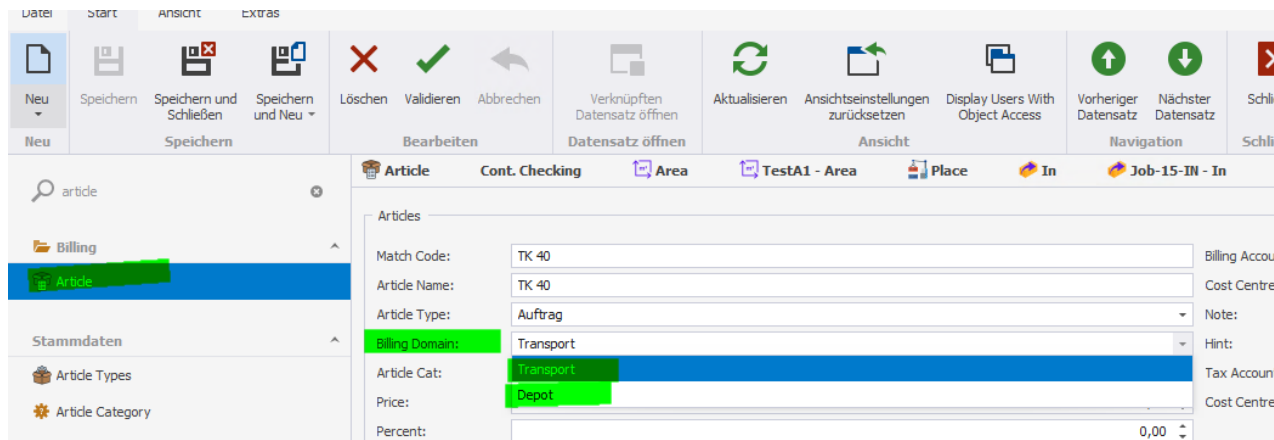
New column “customer branch” in Addresses:

Telephone Num:	
Customer Branch:	Customer branch_Test JP

## 8. DEPOT BILLING (JP)

### 8.1. DEPOT ARTICLE

New billing domain: Distinguish between transport und depot billing articles



The screenshot shows the SAP Article configuration form for a depot article. The 'Billing Domain' is set to 'Transport' and the 'Article Cat.' is set to 'Depot'. The 'Match Code' and 'Article Name' are both 'TK 40'. The 'Article Type' is 'Auftrag'. The 'Price' is '0,00'.

Match Code:	TK 40	Billing Account:	
Article Name:	TK 40	Cost Centre:	
Article Type:	Auftrag	Note:	
Billing Domain:	Transport	Hint:	
Article Cat.:	Depot	Tax Account:	
Price:		Cost Centre:	
Percent:			0,00

Related Record		View		Records Navigation		Full Text Search		Close				
Truck arrivals list	Article X	Payment Method	Billing draft	Number Assignment	Tariff	Transport-Booking	Truck arrivals					
X		Enter text to search...		Find								
Article Name	Match Code	Article Type	Billing Do...	Article Cat	Price	Percent	Tariff	Billing Account	Created Date	Note	Print O...	Show .
MLC	MLC	=	= Depot	=	=	=	=	=	=	MLC	<input checked="" type="checkbox"/>	<input checked="" type="checkbox"/>
MLC	MLC	=	= Depot	=	=	=	=	=	=	MLC	<input checked="" type="checkbox"/>	<input checked="" type="checkbox"/>
MLS LIFT ON FULL	MLS LONF	Order	Depot	LONF	0.00	0.00		MLS 4310201 Income ...	5/9/2023 10:07 AM		<input checked="" type="checkbox"/>	<input type="checkbox"/>
MLS OTHER FEE	MLS OTH	Order	Depot	OTH	0.00	0.00		MLS 4310210 Income ...	5/9/2023 10:05 AM		<input checked="" type="checkbox"/>	<input type="checkbox"/>
MLS LIFT ON EMPTY	MLS LONE	Order	Depot	LONE	0.00	0.00		MLS 4310201 Income ...	5/9/2023 10:05 AM		<input checked="" type="checkbox"/>	<input type="checkbox"/>
MLS OVER TIME FEE	MLS OT	Order	Depot	OT	0.00	0.00		MLS 4310210 Income ...	5/9/2023 10:03 AM		<input checked="" type="checkbox"/>	<input type="checkbox"/>
MLS MONITORING CHARGE	MLS MOC	Order	Depot	MOC	0.00	0.00		MLS 4310210 Income ...	5/9/2023 10:02 AM		<input checked="" type="checkbox"/>	<input type="checkbox"/>
MLS PAPER	MLS PAP	Order	Depot	PAP	0.00	0.00		MLS 4310204 Income ...	5/9/2023 10:00 AM		<input checked="" type="checkbox"/>	<input type="checkbox"/>
MLS ELECTRICITY-PRE COOL	MLS PCOOL	Order	Depot	PCOOL	0.00	0.00		MLS 4310205 Income ...	5/9/2023 9:59 AM		<input checked="" type="checkbox"/>	<input type="checkbox"/>
MLS ELECTRICITY-PTI	MLS PTI	Order	Depot	PTI	0.00	0.00		MLS 4310205 Income ...	5/9/2023 9:56 AM		<input checked="" type="checkbox"/>	<input type="checkbox"/>
MLS REPAIR AND WASH	MLS RNW	Order	Depot	RNW	0.00	0.00		MLS 4310202 Income ...	5/9/2023 9:43 AM		<input checked="" type="checkbox"/>	<input type="checkbox"/>

Depot tariff header

## 8.2. DEPOT PAYMENT METHOD

Entries can be added manually with names; method kind is hard coded.

Truck arrivals list		Article	Payment Method <span>✕</span>	Billing draft	Number Assignment	Tariff
Payment Method Name ▲	Payment Method Kind	Withholding Tax	Social Insurance Free			
Bank transfer	Bank transfer	None	<input type="checkbox"/>			
Cash on delivery	Cash	None	<input type="checkbox"/>			
Cash payment	Cash	None	<input type="checkbox"/>			
Cheque	Bank transfer	None	<input type="checkbox"/>			
Debit note	Bank transfer <span>✕</span>	None	<input type="checkbox"/>			
<ul style="list-style-type: none"> <li>Bank transfer</li> <li>Cash</li> <li>Prepaid</li> <li>Intercompany</li> </ul>						



## 8.3. DEPOT TARIFF

Related Record	View	Records Navigation	Full Text Search	Close						
Truck arrivals list	Article	Payment Method	Billing draft	Number Assignment	Tariff x	Transport-Booking	Truck arrivals	IN-Empty-Repositioning - Billi...		
<input type="text" value="Enter text to search..."/> <input type="button" value="Find"/>										
Branch	Match Code	Tariff Type	Tariff Name	Currency	Tariff Posit...	Note	Rounding Position	Rounding Functi...	Service Date From	Service Date To
Mon Head ...	GATE CHARGE	Depot gate han...	Gate charge	Baht	First found	CSG Testing	N/A	No rounding		
Mon Head ...	LIFT OFF EMPTY	Depot gate han...	LIFT OFF EMPTY	Baht	First found	CSG Testing	N/A	No rounding		
Mon Head ...	MON WASHING	Depot gate han...	MON WASHING	Baht	First found		N/A	No rounding	5/1/2023	
Mon Head ...	MON WEIGHING	Depot gate han...	MON WEIGHING	Baht	First found		N/A	No rounding	5/1/2023	
Mon Head ...	MON INSPECTION	Depot gate han...	MON INSPECTION	Baht	First found		N/A	No rounding	5/1/2023	
Mon Head ...	MON LIFT OFF FULL	Depot gate han...	MON LIFT OFF ...	Baht	First found		N/A	No rounding	5/1/2023	
Mon Head ...	CARRIER LIFT OFF EMPTY (POS)	Depot gate han...	CARRIER LIFT ...	Baht	First found		N/A	No rounding	5/1/2023	
Mon Head ...	CARRIER LIFT ON FULL (EXPORT)	Depot gate han...	CARRIER LIFT ...	Baht	First found		N/A	No rounding	5/1/2023	
Mon Head ...	CARRIER LIFT OFF EMPTY (IMPORT)	Depot gate han...	CARRIER LIFT ...	Baht	First found		N/A	No rounding	5/1/2023	
Mon Head ...	CARRIER LIFT LON EMPTY (POS)	Depot gate han...	CARRIER LIFT L...	Baht	First found		N/A	No rounding	5/1/2023	
Mon Head ...	CARRIER EMPTY STORAGE	Depot gate han...	CARRIER EMPT...	Baht	First found	Current tariff does not supp...	N/A	No rounding	5/1/2023	
Mon Head ...	MON LIFT OFF EMPTY	Depot gate han...	MON LIFT OFF ...	Baht	First found	Current tariff does not supp...	N/A	No rounding	5/1/2023	
Mon Head ...	MON GATE CHARGE	Depot gate han...	MON GATE CHA...	Baht	First found		N/A	No rounding	5/1/2023	
Mon Head ...	MON LIFT ON EMPTY	Depot gate han...	MON LIFT ON E...	Baht	First found		N/A	No rounding	5/1/2023	

Column „Extra services“: either 1 tariff per extra service or sum

New Clone... Save Save and Close Save and New Delete Validate Cancel Open Related Record Refresh Reset View Settings Display Users With Object Access Previous Record Next Record Close

Records Creation Save Edit Open Related Record View Records Navigation Close

Sub contractor repair - Role Tariff GATE CHARGE - Depot Gate... CARRIER LIFT LON EMPTY (... EXTRA SERVICES TEST JP - ... X

Type keywords here

- Cont. requests
- Job
- Bill
- Accounting block
- Transmission log
- M&R
- Activities
- Damages
- Master Data
  - Accounting
  - Article
  - Billing draft
  - Number Assignment
  - Tariff**
  - Depot

Details

Match Code: EXTRA SERVICES TEST JP Service Date From:   
 Tariff Name: Extra services Test JP Service Date To:   
 Currency: Baht Tariff Position Select Type: Sum appropriate  
 Note:

Positions

Find

Ord Num	Depot Address	Container Loadi...	Feet Length	Washing Type	Depot Extra Service	Price	Container Owner	He
=	=	=	=	=	=	=	=	=
1		N/A			Brown paper	100.00		
2		N/A			Precool	200.00		
3		N/A			Test extra service	300.00		

New Clone... Save Save and Close Save and New Delete Validate Cancel Open Related Record Refresh Reset View Settings Display Users With Object Access Previous Record Next Record Close

Records Creation Save Edit Open Related Record View Records Navigation Close

Clone... tractor repair - Role Tariff GATE CHARGE - Depot Gate... CARRIER LIFT LON EMPTY (... EXTRA SERVICES TEST JP - ... EXTRA SERICE TEST JP\_BR... Article

Clone object Depot Gate Handling Tariff

Cont. requests  
 Job  
 Bill  
 Accounting block  
 Transmission log

**M&R**

Activities  
 Damages

**Master Data**

Accounting  
**Article**  
 Billing draft

Match Code: EXTRA SERICE TEST JP\_BROWN PAPER Service Date From: Service Date To: Tariff Name: Extra serice test JP\_Brown paper Currency: Baht Note: Tariff Position Select Type: First found

Positions

Enter text to search... Find

Ord Num	Depot Address	Container Loadi...	Feet Length	Washing Type	Depot Extra Service	Price	Container Owner	Height	Container Type
1		N/A			Brown paper	100.00			Art

Billing draft:

Import Export: Import

Positions

Find

Ord Num	Article	Tariff	Paym
=	=	=	=
1	MLS LIFT OFF EMPTY	MON LIFT OFF EMPTY	Cash
2	MLS GATE CHARGE	MON GATE CHARGE	Cash
3	MLS WASHING CHARGE	MON WASHING	Cash
4	MLS CONTAINER INSPECTION CHA...	MON INSPECTION	Cash
5	Extra service Test JP Brown paper	EXTRA SERICE TEST JP_BROWN PAPER	

## 8.4. DEPOT BILLING DRAFT

Edit		Open Related Record	View	Records Navigation	Full Text Search	Close			
Truck arrivals list	Article	Payment Method	Billing draft <span>×</span>	Number Assignment	Tariff	Transport-Booking	Truck arriv		
<span>×</span> Enter text to search... <input type="button" value="Find"/>									
Name	Ord Num	Import Exp...	Move Type	Container ...	Ship Owner	Consignee	Enabled		
<span>▼</span> <span>▶</span> <span>■</span> <span>■</span> <span>■</span> <span>■</span> <span>■</span> <span>■</span>	=	=	=	=	=	=	<input type="checkbox"/>		
▶ IN-Empty-Repositioning	1	Repositioni...	In	Empty			<input checked="" type="checkbox"/>		
OUT-Empty-Repositioning	2	Repositioni...	Out	Empty			<input checked="" type="checkbox"/>		
OUT-Empty-Export	3	Export	Out	Empty			<input checked="" type="checkbox"/>		
IN-Empty-Import	4	Import	In	Empty			<input checked="" type="checkbox"/>		
IN-Full-Export	5	Export	In	Full			<input checked="" type="checkbox"/>		
OUT-Full-Export	6	Export	Out	Full			<input checked="" type="checkbox"/>		

Detail:

Save Edit Open Related Record View Records Navigation Close

Truck arrivals list Article Payment Method Billing draft Number Assignment Tariff Transport-Booking Truck arrivals **IN-Empty-Repositioning - Billi... X**

Depot Gate Handling Billing Draft

Ord Num:  1 Container Loading State: Empty

Name:  Ship Owner:

Move Type:  Consignee:

Import Export:   Enabled

Positions

Ord Num	Article	Tariff	Payment Target	Payment Method	Party	Receipt
1	MLS LIFT OFF EMPTY	CARRIER LIFT OFF EMPTY (POS)	10 days net	Bank transfer	Carrier	1

## 8.5. TRUCK ARRIVALS WITH ACCOUNTING POSITIONS

Truck arrivals list Article Payment Method Billing draft Booth: Transport booking - ... X Number Assignment Tariff Transport-Booking Truck arrivals IN-Empty-Repositioning - Bill... Transport-Booking

Depot Address: MLSLC Search transport bookings  
 Participant: MLSLK Go back  
 Vehicle Registration: 777 Edit transport booking  
 Net All Round Price: 1,568.22 Go to Payment

Enter text to search... Find

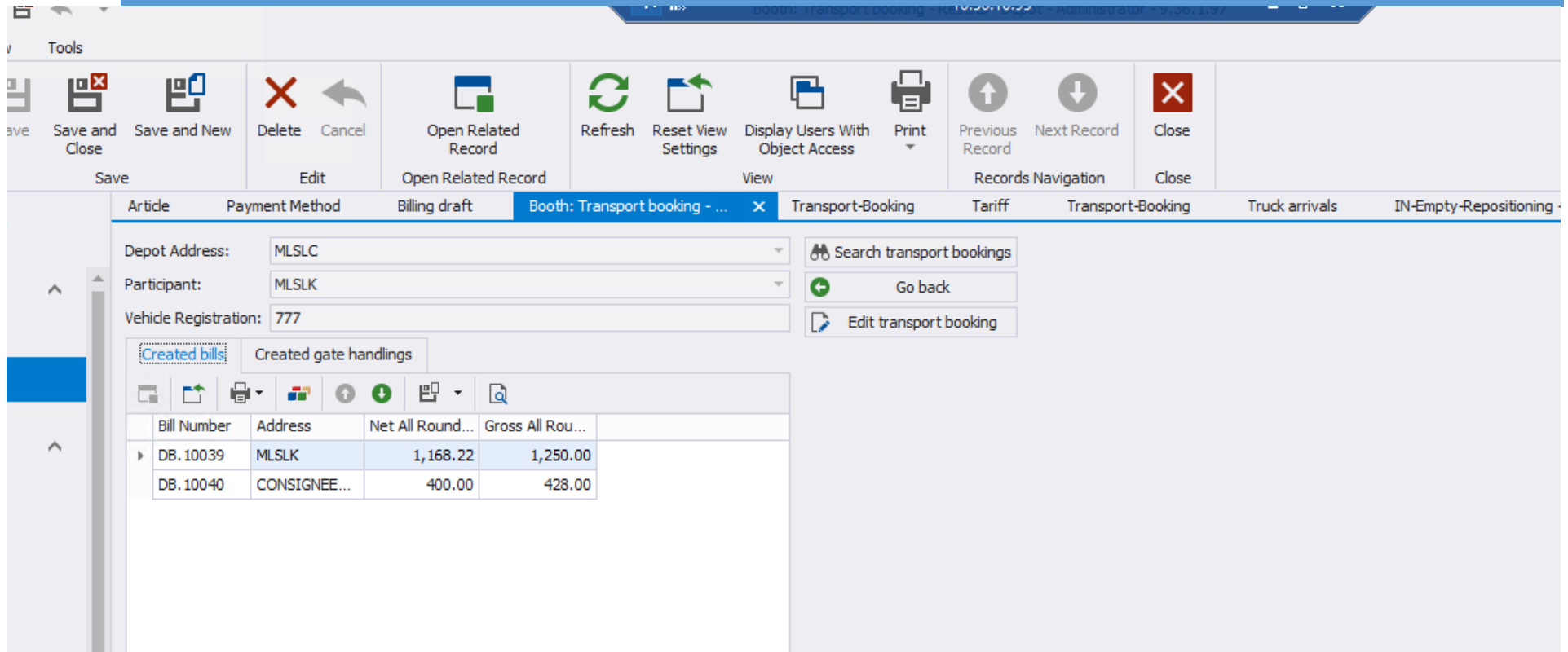
Transport ...	Owner	Container Number	Container ...	Full Empty	Gross Wei...	Booking Nu...	Is Reefer	Is Dg	Washing Type	Consignee	Tax-Id.	Consignee Coparn
Depot in	MAERSK N...	OOLU8650611	40 FT X 8'6...	Empty		222	<input type="checkbox"/>	<input type="checkbox"/>	CHEMICAL WASHING - 10 FT	CONSIGNEE_TEST_JP	123	

Billing

Enter text to search... Find

Ord Num	Move...	Amount	Article	Tariff	Net Price	Net All Rou...	Tariff Posit...	Payment Target	Payment Method	Receipt	Party	Billing Address	Container Number	Booking Nu...
1	In	1.00	MLS LIFT OFF EMPTY	MON LIFT OFF EMPTY	1,000.00	1,000.00	2				1 Trucker	MLSLK	OOLU8650611	222
2	In	1.00	MLS GATE CHARGE	MON GATE CHARGE	168.22	168.22	2				1 Trucker	MLSLK	OOLU8650611	222
3	In	1.00	MLS WASHING CHARGE	MON WASHING	400.00	400.00	12				1 Consignee	CONSIGNEE...	OOLU8650611	222

## 8.6. TRUCK ARRIVALS WITH BILLS CREATED



Tools

Save Save and Close Save and New Delete Cancel Open Related Record Refresh Reset View Settings Display Users With Object Access Print Previous Record Next Record Close

Article Payment Method Billing draft Booth: Transport booking - ... Transport-Booking Tariff Transport-Booking Truck arrivals IN-Empty-Repositioning

Depot Address: MLSLC Search transport bookings

Participant: MLSLK Go back

Vehicle Registration: 777 Edit transport booking

Created bills Created gate handlings

Bill Number	Address	Net All Round...	Gross All Rou...
DB. 10039	MLSLK	1,168.22	1,250.00
DB. 10040	CONSIGNEE...	400.00	428.00

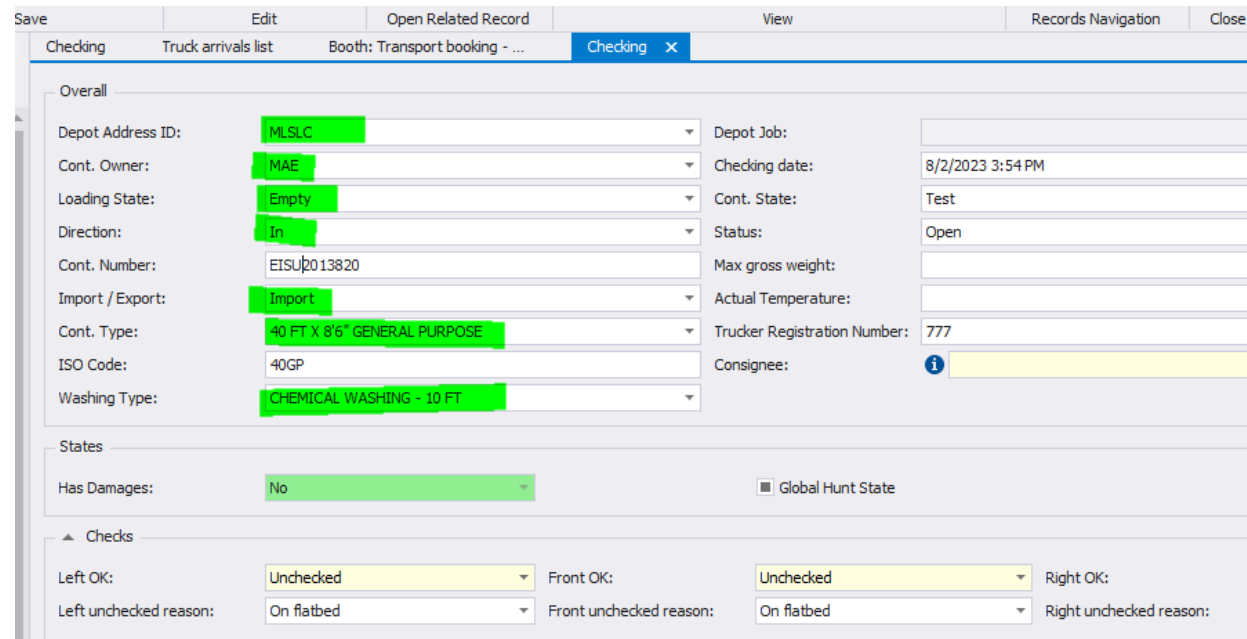


## 8.7. TEST CASES / TEST SCENARIO

### 8.7.1. INCOMING CTRS. STANARD

Tariffs are calculated based on the data in the checking / if the data entered in cs JOB are different they will be ignored

Tariff-related fields are green / For testing the tariffs for incoming ctrs only one 1 checking is needed; to test different tariffs the green values can be changed (and has to be saved) manually



The screenshot displays the 'Checking' form in the CS CARGO SUPPORT system. The form is organized into several sections:

- Overall:** Contains fields for Depot Address ID (MLSLC), Cont. Owner (MAE), Loading State (Empty), Direction (In), Cont. Number (EISU2013820), Import / Export (Import), Cont. Type (40 FT X 8'6" GENERAL PURPOSE), ISO Code (40GP), Washing Type (CHEMICAL WASHING - 10 FT), Depot Job, Checking date (8/2/2023 3:54 PM), Cont. State (Test), Status (Open), Max gross weight, Actual Temperature, Trucker Registration Number (777), and Consignee.
- States:** Includes 'Has Damages' (No) and a 'Global Hunt State' checkbox.
- Checks:** Shows 'Left OK' (Unchecked), 'Front OK' (Unchecked), and 'Right OK' (Unchecked). Below these are 'Left unchecked reason' (On flatbed), 'Front unchecked reason' (On flatbed), and 'Right unchecked reason'.

Then only the calculate button has to be pressed and the new price will be shown immediately

Close Save Edit Open Related Record View Records Navigation Close

Checking Truck arrivals list Booth: Transport booking - ... x Checking Billing draft IN-Empty-Import - Billing draft

Depot Address: MLSLC Search transport bookings  
 Participant: MLSLK Go back  
 Vehicle Registration: 777 Edit transport booking  
 Net All Round Price: 1,768.22 Go to Payment

Enter text to search... Find

Transport ...	Owner	Container Number	Container ...	Full Empty	Gross Wei...	Booking Nu...	Is Reefer	Is Dg	Washing Type	Consignee	Tax-Id.	Consignee Coparn
Depot in	MAERSK N...	EISU2013820	40 FT X 8'6...	Empty		222			CHEMICAL WASHING - 20 FT	CONSIGNEE_TEST JP	123	

Billing

Enter text to search... Find

Ord Num	Move...	Amount	Article	Tariff	Net Price	Net All Rou...	Tariff Posit...	Payment Target	Payment Method	Billing Address	Receipt	Party	Container Number	Booking Nu...
1	In	1.00	MLS LIFT OFF EMPTY	MON LIFT OFF EMPTY	1,000.00	1,000.00	2	Cash	Cash payment	MLSLK		1 Trucker	EISU2013820	222
2	In	1.00	MLS GATE CHARGE	MON GATE CHARGE	168.22	168.22	2	15 days net	Cheque	MLSLK		1 Trucker	EISU2013820	222
3	In	1.00	MLS WASHING CHARGE	MON WASHING	600.00	600.00	13	30 days net	Bank transfer	CONSIGNEE...		1 Consignee	EISU2013820	222

To test new billing draft, the existing acc positions have to be deleted 1st and saved!


Save Edit Open Related Record View Records Navigation Close

Checking Truck arrivals list Checking Billing draft IN-Empty-Import - Billing draft Booth: Transport booking - ... Transport-Booking Transport-Booking

Depot Address: MLSLC Search transport bookings  
 Participant: MLSLK Go back  
 Vehicle Registration: 777 Edit transport booking  
 Net All Round Price: 1,768.22 Go to Payment

Enter text to search... Find

Transport ...	Owner	Container Number	Container ...	Full Empty	Gross Wei...	Booking Nu...	Is Reefer	Is Dg	Washing Type	Consignee	Tax-Id.	Consignee Coparn
Depot in	MAERSK N...	EISU2013820	40 FT X 8'6...	Empty		222	<input type="checkbox"/>	<input type="checkbox"/>	CHEMICAL WASHING - 20 FT	CONSIGNEE_TEST JP	123	

Billing 

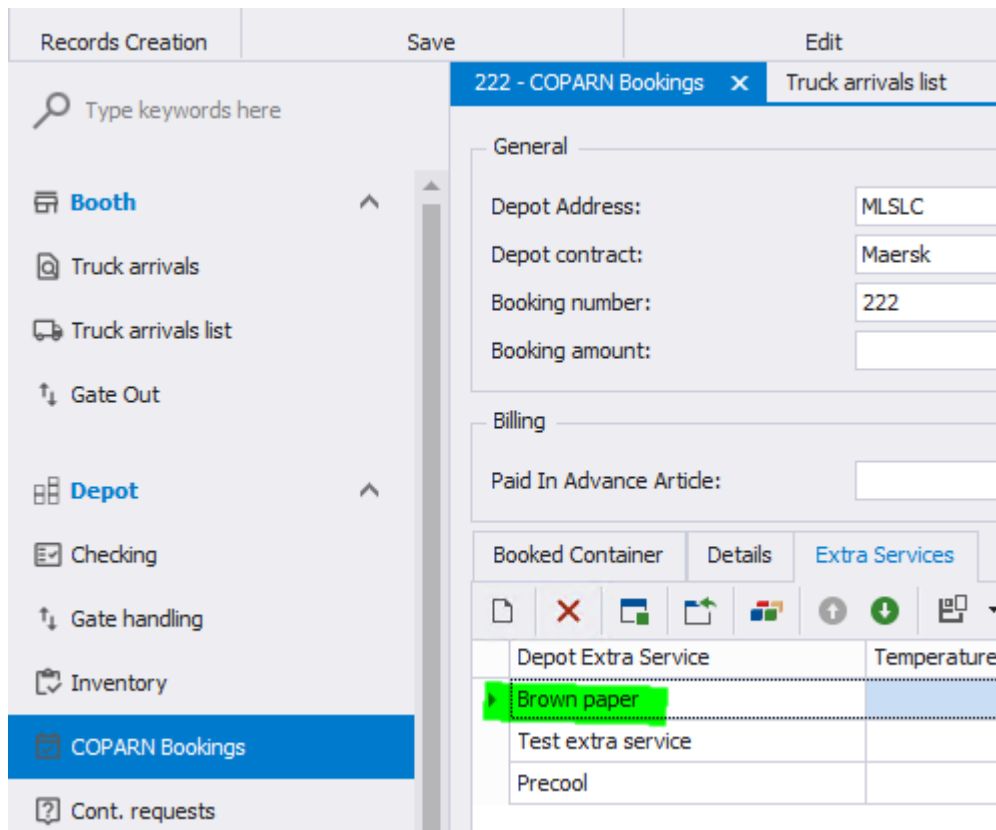
Enter text to search... Find

Ord Num	Move...	Amount	Artide	Tariff	Net Price	Net All Rou...	Tariff Posit...	Payment Target	Payment Method	Billing Address	Receipt	Party	Container Number	Booking Nu...
1	In	1.00	MLS LIFT OFF EMPTY	MON LIFT OFF EMPTY	1,000.00	1,000.00	2	Cash	Cash payment	MLSLK		1 Trucker	EISU2013820	222
2	In	1.00	MLS GATE CHARGE	MON GATE CHARGE	168.22	168.22	2	15 days net	Cheque	MLSLK		1 Trucker	EISU2013820	222
3	In	1.00	MLS WASHING CHARGE	MON WASHING	600.00	600.00	13	30 days net	Bank transfer	CONSIGNEE...		1 Consignee	EISU2013820	222

Then you have to go one step back and forth! (recalculated has no function in this case!)

## 8.7.2. INCOMING CTRS. EXTRA SERVICES

COPARN:



The screenshot shows the '222 - COPARN Bookings' record in the MON system. The interface includes a left-hand navigation menu with categories like Booth, Depot, and COPARN Bookings. The main area displays booking details under 'General' and 'Billing' sections. Below these, there are tabs for 'Booked Container', 'Details', and 'Extra Services'. The 'Extra Services' tab is active, showing a table of services with 'Brown paper' highlighted in green.

Depot Extra Service	Temperature
Brown paper	
Test extra service	
Precool	

Truck arrival: extra charge article will show up (from billing draft= only if extra charge is added in COPARN booking (otherwise 0-article is hidden:

New Save Save and Close Save and New Delete Cancel Open Related Record Refresh Reset View Settings Display Users With Object Access Previous Record Next Record  
 Records Creation Save Edit Open Related Record View Records Navigati

Booth: Transport booking - ... x 222 - COPARN Bookings Truck arrivals list COPARN Bookings Article

Depot Address: MLSLC Search transport bookings  
 Participant: MLSLK Go back  
 Vehicle Registration: 77-4223 nvn Edit transport booking  
 Net All Round Price: 1,668.22 Go to Payment

Type keywords here  
 Booth  
 Truck arrivals  
**Truck arrivals list**  
 Gate Out  
 Depot  
 Checking  
 Gate handling  
 Inventory  
 COPARN Bookings  
 Cont. requests  
 Job  
 Bill  
 Accounting block  
 Transmission log  
 M&R

Enter text to search... Find

Transport ...	Owner	Container Number	Container ...	Full Empty	Gross Wei...	Booking Nu...	Is Reefer	Is I
=	=	RLC	=	=	=	RLC	<input checked="" type="checkbox"/>	
Depot in	MAERSK N...	XINU4011616	40 FT X 8'6...	Empty		222	<input type="checkbox"/>	

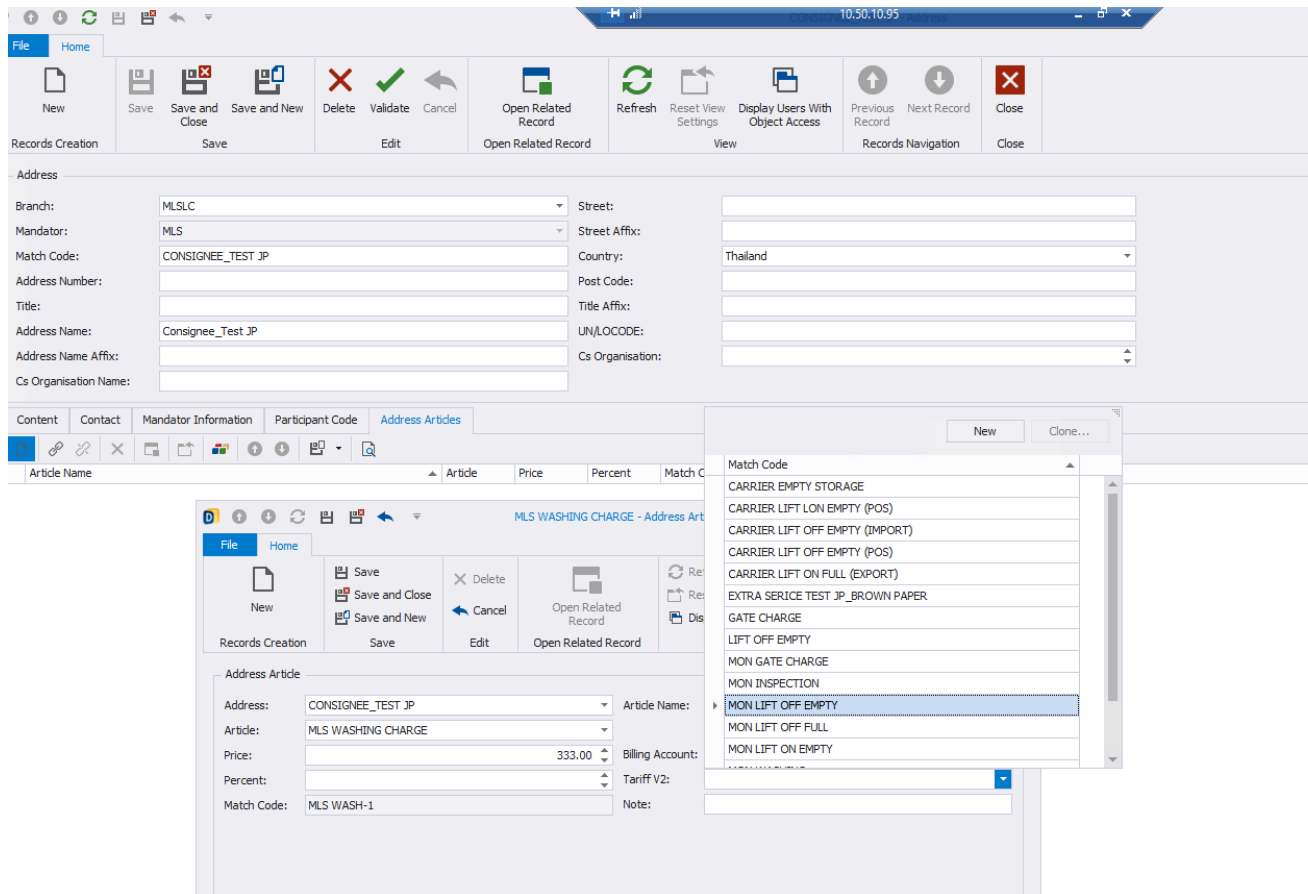
Billing

Enter text to search... Find

Ord Num	Move...	Amount	Effective Article	Effective Tariff	Net All Rou...	Tax Amou
=	=	=	RLC	=	=	=
1	In	1.00	MLS LIFT OFF EMPTY	MON LIFT OFF EMPTY	1,000.00	70
2	In	1.00	MLS GATE CHARGE	MON GATE CHARGE	168.22	11
3	In	1.00	MLS WASHING CHARGE	MON WASHING	400.00	28
4	In	1.00	Extra service Test JP Brown p...	EXTRA SERICE TEST JP_B...	100.00	0

### 8.7.3. INCOMING CTRS. ADDRESS SPECIFIC ARTICLE

Logic like in cs JOB. If there is an article in the address with different price/tariff this article will override the standard article price/tariff:



The screenshot displays the MON system interface for managing address-specific articles. The main window shows the 'Address' section with the following details:

- Branch: MLSLC
- Mandator: MLS
- Match Code: CONSIGNEE\_TEST\_JP
- Address Name: Consignee\_Test\_JP
- Country: Thailand

The 'Address Articles' tab is active, showing a table with columns: Article, Price, Percent, and Match Code. A pop-up window titled 'MON WASHING CHARGE - Address Art' is open, displaying the following details:

- Address: CONSIGNEE\_TEST\_JP
- Article: MON WASHING CHARGE
- Price: 333.00
- Match Code: MLS WASH-1

A dropdown menu is open, listing various match codes, with 'MON LIFT OFF EMPTY' selected. The dropdown list includes:

- CARRIER EMPTY STORAGE
- CARRIER LIFT LON EMPTY (POS)
- CARRIER LIFT OFF EMPTY (IMPORT)
- CARRIER LIFT OFF EMPTY (POS)
- CARRIER LIFT ON FULL (EXPORT)
- EXTRA SERVICE TEST JP\_BROWN PAPER
- GATE CHARGE
- LIFT OFF EMPTY
- MON GATE CHARGE
- MON INSPECTION
- MON LIFT OFF EMPTY**
- MON LIFT OFF FULL
- MON LIFT ON EMPTY

Transport ...	Owner	Container Number	Container ...	Full Empty	Gross Wei...	Booking Nu...	Is Reefer	Is Dg	Wasl
=	=	8Bc	=	=	=	8Bc	<input checked="" type="checkbox"/>	<input checked="" type="checkbox"/>	=
Depot in	MAERSK N...	XINU4011616	40 FT X 8'6...	Empty		222	<input type="checkbox"/>	<input type="checkbox"/>	CHEP

Billing

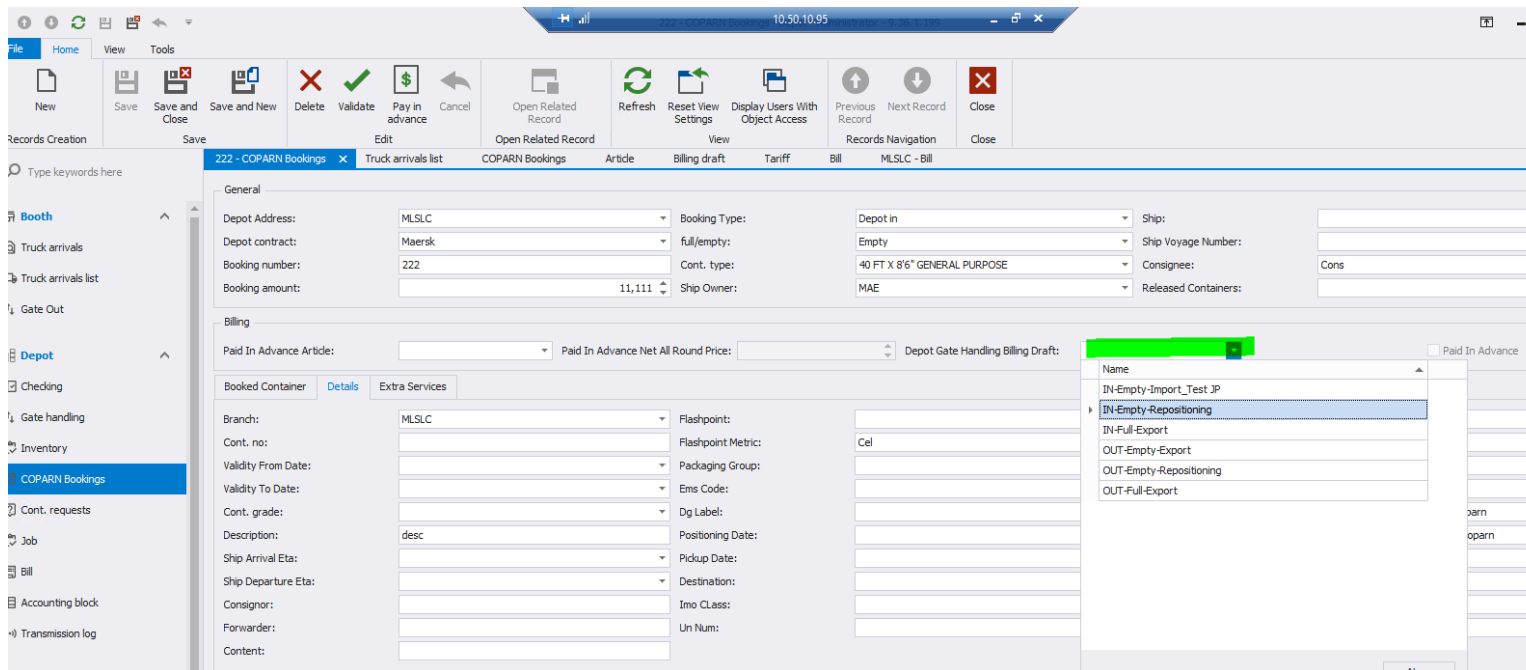
Enter text to search... Find

Ord Num	Move...	Amount	Effective Article	Effective Tariff	Effective N...	Net All Rou...	Tax Amount
=	=	=	8Bc	=	=	=	=
1	In	1.00	MLS LIFT OFF EMPTY	MON LIFT OFF EMPTY	1,000.00	1,000.00	70.0
2	In	1.00	MLS GATE CHARGE	MON GATE CHARGE	168.22	168.22	11.7
3	In	1.00	MLS WASHING CHARGE		333.00	333.00	23.3
4	In	1.00	Extra service Test JP Brown p...	EXTRA SERICE TEST JP_B...	100.00	100.00	0.0

### 8.7.4. INCOMING CTRS. VIP EXCEPTION DRAFT

A unique billing draft have to be added and manually chosen in the COPARN menu.

Logic: Booking amount is 70. For 70 bookings with this number the XIP exception billing draft from this booking will be added and calculated automatically.



The screenshot shows a software interface for managing bookings. The main window is titled '222 - COPARN Bookings' and contains several sections:

- General:** Includes fields for Depot Address (MLSLC), Booking Type (Depot in), Ship, Depot contract (Maersk), full/empty (Empty), Ship Voyage Number, Booking number (222), Cont. type (40 FT X 8'6" GENERAL PURPOSE), Consignee (Cons), Booking amount (11,111), and Ship Owner (MAE).
- Billing:** Includes 'Paid In Advance Article', 'Paid In Advance Net All Round Price', and 'Depot Gate Handling Billing Draft' (highlighted in green). A dropdown menu is open for this field, showing options: IN-Empty-Import\_Test JP, IN-Empty-Repositioning (selected), IN-Full-Export, OUT-Empty-Export, OUT-Empty-Repositioning, and OUT-Full-Export.
- Booked Container:** Includes fields for Branch (MLSLC), Flashpoint, Cont. no., Flashpoint Metric, Validity From Date, Packaging Group, Validity To Date, Ems Code, Cont. grade, Dg Label, Description (desc), Positioning Date, Ship Arrival Eta, Pickup Date, Ship Departure Eta, Destination, Consignor, Imo CLASS, Forwarder, Un Num, and Content.

## 8.7.5. INCOMING CTRS. STANDARD



Checking menu: checking comes from checker

Tariff automatically calculated based on checking data (manually changeable by booth user) / only change price or correct checking data?

Bearbeiten	Datensatz öffnen	Ansicht	Navigation	Schließen
Cont. Checking	Depot-Transport-B...	Transport-Booking	Tariff	Washing type
MON EMPTY WASHING -...		Mobile users	Cont. Checking	

Overall	
Depot Address ID:	LCB
Status:	Open
Direction:	In
Cont. Number:	TTNU3685241
Import / Export:	k.A.
Grade:	
Tare weight:	2.260,00
Booking No:	
Trucker Company Address:	
Depot Job:	
Checking date:	24.04.2023 15:33
Cont. Owner:	
Cont. State:	Ok
Max gross weight:	30.480,00
Actual Temperature:	
Cont. Type:	20 FUSS CONTAINER
Trucker Registration Number:	90-9397
Consignee:	
External Checking Number:	
Loading State:	Empty
ISO Code:	22G1
Cont. Operator:	
Manufactured Date:	
Gross weight:	
Carrier seal:	
Customer seal:	
Washing Type:	DETERGENT WASHING

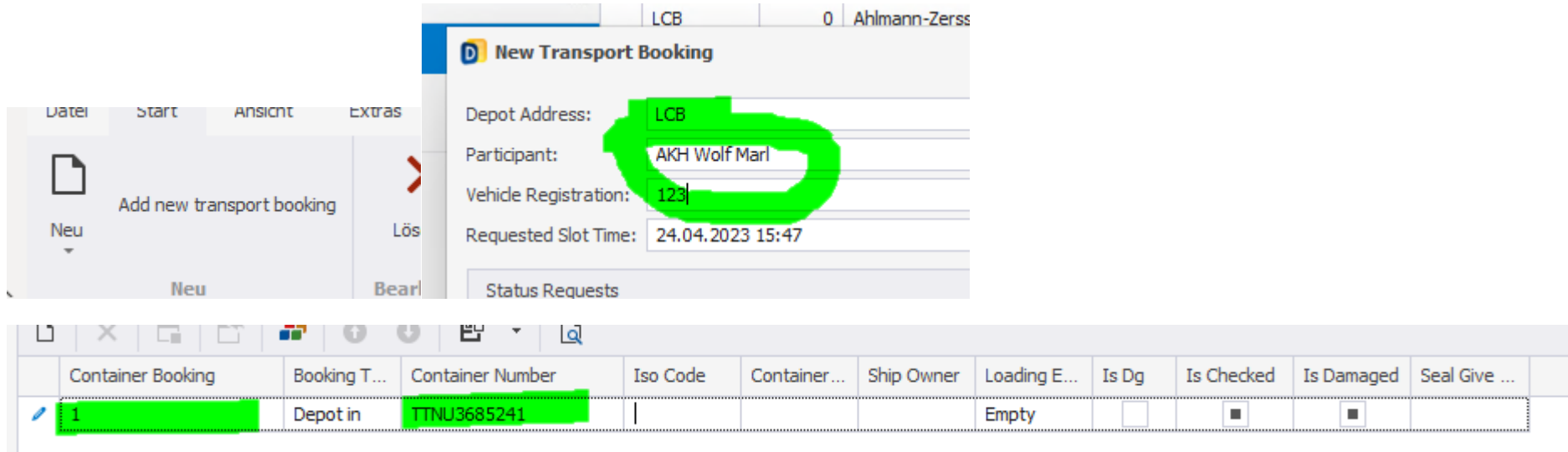
  

States	
Has Damages:	No
<input type="checkbox"/> Global Hunt State <input type="checkbox"/> St Block	

Checks

Depot Transport booking:



The screenshot displays a 'New Transport Booking' dialog box with the following details:

- Depot Address: LCB
- Participant: AKH Wolf Marl
- Vehicle Registration: 123
- Requested Slot Time: 24.04.2023 15:47

Below the dialog box, a table shows the booking details:

Container Booking	Booking T...	Container Number	Iso Code	Container...	Ship Owner	Loading E...	Is Dg	Is Checked	Is Damaged	Seal Give ...
1	Depot in	TTNU3685241				Empty	<input type="checkbox"/>	<input checked="" type="checkbox"/>	<input checked="" type="checkbox"/>	

✗ Löschen
✓ Validieren
✗ Cancel booking
**Connect checkings**
↩ Abbrechen
📄 Verknüpften Datensatz öffnen
🔄 Aktualisieren
🏠 Ansichtseinstellung zurücksetzen

Bearbeiten      Datensatz öffnen      Ansicht

**Transport-Booking**

Depot

Depot Address:

Participant:

Transport Booking
Status requests
**Checkings**
Billing

🔄
📄
🏠
Anzeigen in Bericht
📊
⬆
⬇
📄
🔍

✗

	Depot Job	Depot Gat...	Checking ...	Checked by	Direction	Import / E...	Left OK	Front
⌵	=	=	=	=	=	=	=	=

	Depot Job	Depot Gat...	Checking ...	Checked by	Direction	Import / E...	Left OK	Front OK	Right OK	Back OK	Top OK	Bottom OK	Inside OK	Any C...	Has D...	W
⌵	=	=	=	=	=	=	=	=	=	=	=	=	=	<input type="checkbox"/>	=	=
→			24.04.20...	CARGOSU...	In	OK	Ok	Unchecked	Unchecked	Unchecked	Unchecked	Unchecked	Unchecked	<input checked="" type="checkbox"/>	No	D

### Billing tab

Transport Booking														Status requests	Checkings	Billing
Ord Num	Container Number	Booking Number	Move Type	Amount	Artide	Tariff	Tariff P...	Payment Term	Party	Billing Add...	Net Price	Net All Ro...	Receipt			
1	TTNU3685241	1	In	1,00	Washing	MON EMPTY WASHING		10	Carrier		200,00					

### Depot tariff positions

Datei					Start		Ansicht		Extras	
Neu	Löschen	Verknüpften Datensatz öffnen	Aktualisieren	Ansichtseinstellungen zurücksetzen	Vorheriger Datensatz	Nächster Datensatz	Suchtext...			
Neu	Bearbeiten	Datensatz öffnen	Ansicht		Navigation		Volltextsuche			
tariff		Billing		Tariff						
Article					Tariff		TEST ES - Depot Gate H...			
Niederlass...	Match Code	Tariff Type	Tariff Name							
→ Container	TEST ES	Depot gate handling	Test Test							

Details

Match Code:  Service Date From:

Tariff Name:  Service Date To:

Currency:  Note:

Positions

Ord ...	Container...	Washing Type	Feet Length	Height	Container Type	Billing Address	Price	Dep
1	Empty	WASHING TYPE 10	20'				10,00	
→ 2	Empty	WASHING TYPE 10	40'				20,00	

### Transport booking (with billing tab)

Neu Speichern Speichern und Schließen Speichern und Neu Löschen Validieren Cancel booking Connect checkings Abbrechen Verknüpfen Datensatz öffnen Aktualisieren Ansichtseinstellungen zurücksetzen Display Users With Object Access Vorheriger Datensatz Nächster Datensatz Schließen

Neu Speichern Speichern und Schließen Speichern und Neu Löschen Validieren Cancel booking Connect checkings Abbrechen Verknüpfen Datensatz öffnen Aktualisieren Ansichtseinstellungen zurücksetzen Display Users With Object Access Vorheriger Datensatz Nächster Datensatz Schließen

typ

Stammdaten

Article Types

Cont. Damage Type

Washing type

Sub master data

Order Type

Package Item Type

Article Tarif Transport-Booking Transport-Booking Cont. Checking TEST ES - Depot Gate H...

Depot

Depot Address: LCB

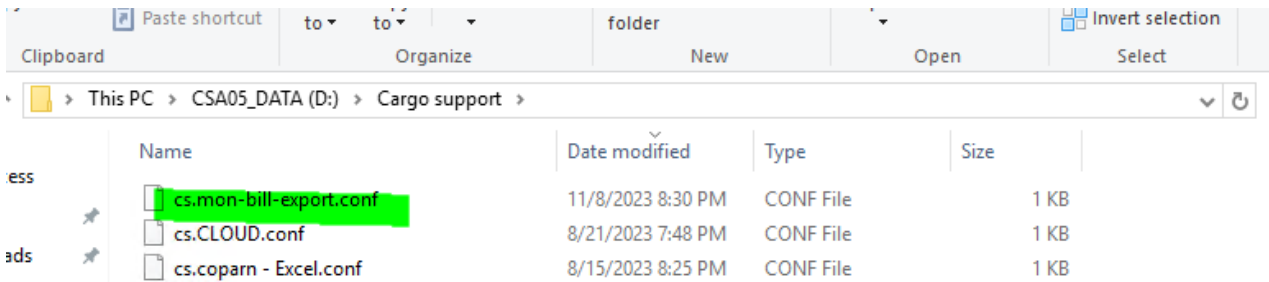
Participant: Ahlmann-Zerssen Rohstock

Transport Booking Status requests Checkings Billing

Ord Num	Container Number	Booking Number	Move Type	Amount	Article	Tariff	Tariff Pos...	Payment Term	Party	Billing Add...	Net Price	Net All Ro...	Receipt
→ 1	EFCU2071259	1	In	1,00	Depot art...	TEST ES	2		Carrier		20,00	20,00	0

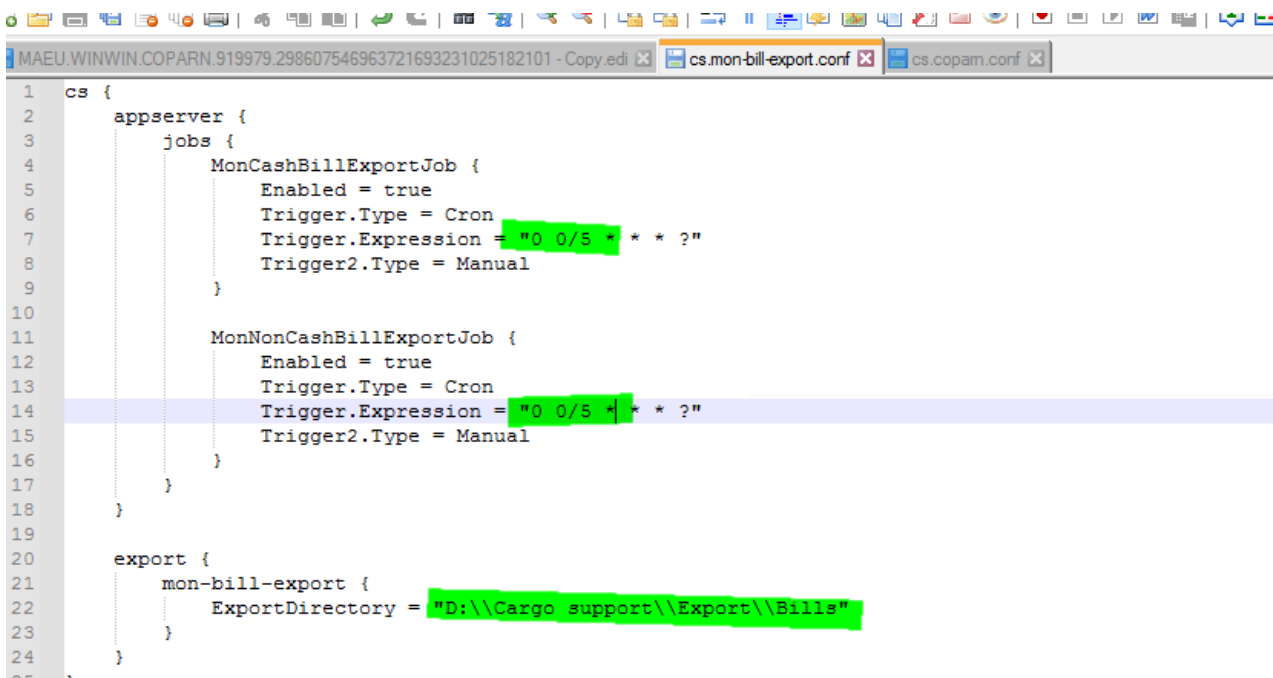
## 8.8. SAP EXPORT

- Copy config in cargo support folder:



Name	Date modified	Type	Size
cs.mon-bill-export.conf	11/8/2023 8:30 PM	CONF File	1 KB
cs.CLOUD.conf	8/21/2023 7:48 PM	CONF File	1 KB
cs.coparn - Excel.conf	8/15/2023 8:25 PM	CONF File	1 KB

- Enter export path: for testing export is done every 5 mins

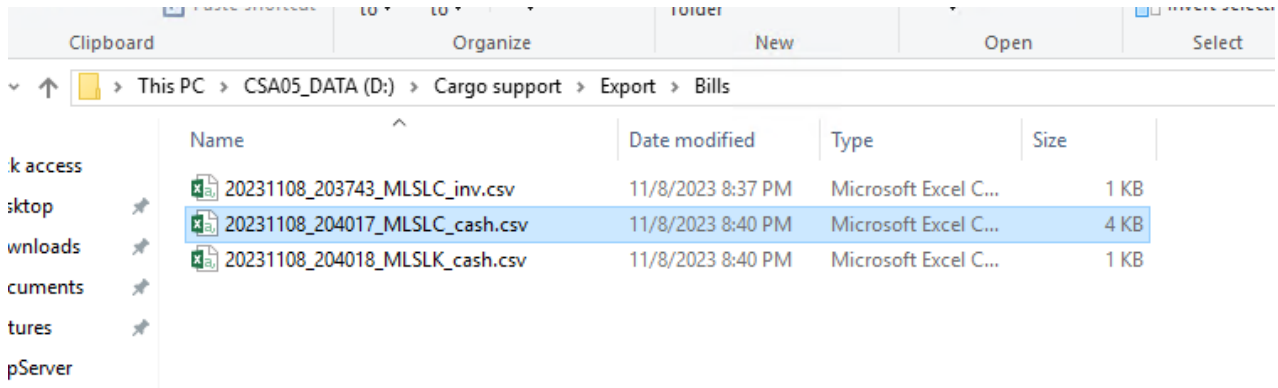


```

1 cs {
2   appserver {
3     jobs {
4       MonCashBillExportJob {
5         Enabled = true
6         Trigger.Type = Cron
7         Trigger.Expression = "0 0/5 * * * ?"
8         Trigger2.Type = Manual
9       }
10
11      MonNonCashBillExportJob {
12        Enabled = true
13        Trigger.Type = Cron
14        Trigger.Expression = "0 0/5 * * * ?"
15        Trigger2.Type = Manual
16      }
17    }
18  }
19
20  export {
21    mon-bill-export {
22      ExportDirectory = "D:\\Cargo support\\Export\\Bills"
23    }
24  }
25

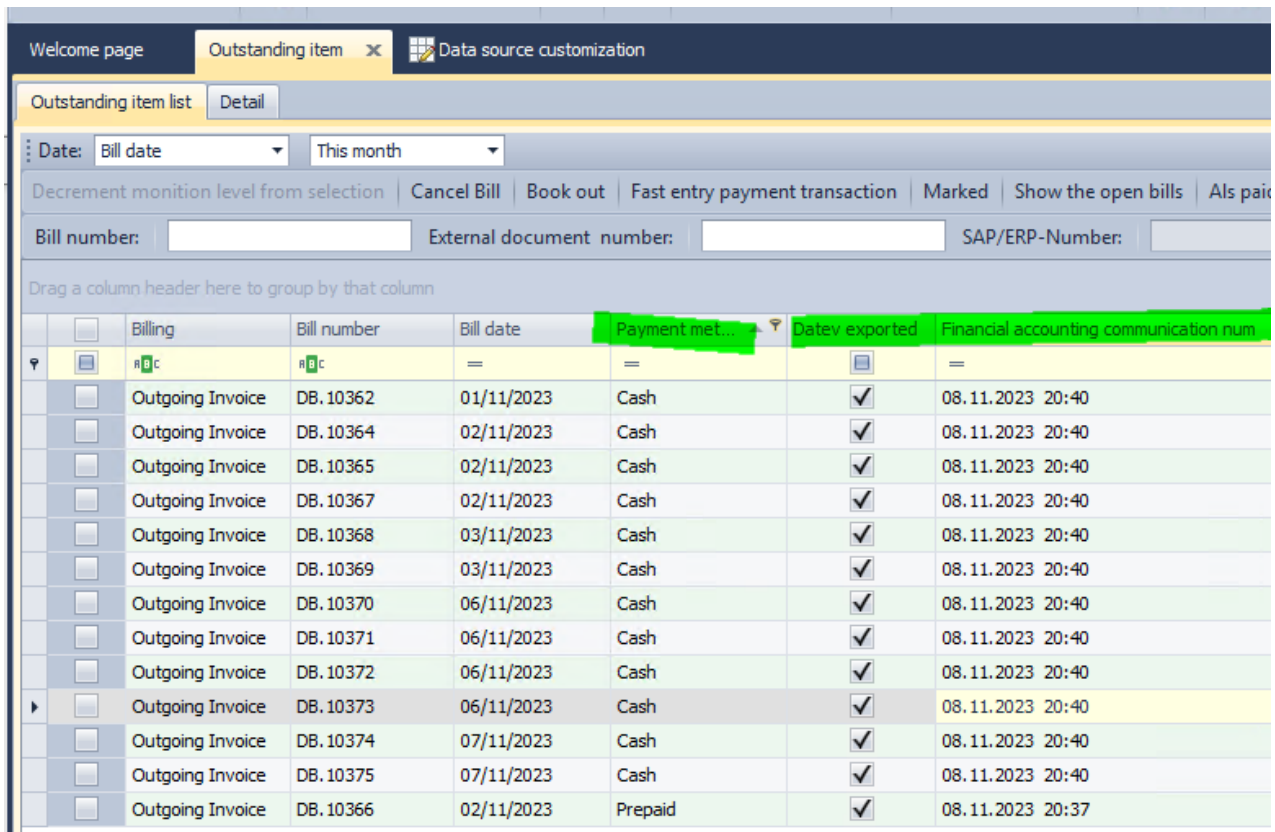
```

- Files will be exported in the folder:



LineNum	InvoiceNum	Document	Customer	CustName	SAPCode	Address1	Address2	City	PostCode	CustBranch	CustTaxID	Old_Invoice	Doc
1	DB.10362	20231101		Consignee	1110					HEAD OFF	123		CC
2	DB.10364	20231102	0	MON Logi	5670	367,375 Kf	Khum Klar	Bangkok	10520	BRANCH 0	1.06E+11		CC
3	DB.10365	20231102		Consignee	1110					HEAD OFF	123		CC
4	DB.10367	20231102	0	MON Logi	5670	367,375 Kf	Khum Klar	Bangkok	10520	BRANCH 0	1.06E+11		CC
5	DB.10367	20231102	0	MON Logi	5670	367,375 Kf	Khum Klar	Bangkok	10520	BRANCH 0	1.06E+11		CC
6	DB.10367	20231102	0	MON Logi	5670	367,375 Kf	Khum Klar	Bangkok	10520	BRANCH 0	1.06E+11		CC
7	DB.10368	20231103		MON Logi	5670	367,375 Kf	Khum Klar	Bangkok	10520	BRANCH 0	1.06E+11		CC
8	DB.10368	20231103		MON Logi	5670	367,375 Kf	Khum Klar	Bangkok	10520	BRANCH 0	1.06E+11		CC
9	DB.10369	20231103		Consignee	1110					HEAD OFF	123		CC
10	DB.10370	20231106		MAEPSK	5670	1	South Sathorn Bldg	Bangkok	10120		0.8920.00228.48.2		CC

- Billing > Outstanding items with info which bills have been exported automatically at what time:



Billing	Bill number	Bill date	Payment method	Date exported	Financial accounting communication number
Outgoing Invoice	DB.10362	01/11/2023	Cash	08.11.2023 20:40	
Outgoing Invoice	DB.10364	02/11/2023	Cash	08.11.2023 20:40	
Outgoing Invoice	DB.10365	02/11/2023	Cash	08.11.2023 20:40	
Outgoing Invoice	DB.10367	02/11/2023	Cash	08.11.2023 20:40	
Outgoing Invoice	DB.10368	03/11/2023	Cash	08.11.2023 20:40	
Outgoing Invoice	DB.10369	03/11/2023	Cash	08.11.2023 20:40	
Outgoing Invoice	DB.10370	06/11/2023	Cash	08.11.2023 20:40	
Outgoing Invoice	DB.10371	06/11/2023	Cash	08.11.2023 20:40	
Outgoing Invoice	DB.10372	06/11/2023	Cash	08.11.2023 20:40	
Outgoing Invoice	DB.10373	06/11/2023	Cash	08.11.2023 20:40	
Outgoing Invoice	DB.10374	07/11/2023	Cash	08.11.2023 20:40	
Outgoing Invoice	DB.10375	07/11/2023	Cash	08.11.2023 20:40	
Outgoing Invoice	DB.10366	02/11/2023	Prepaid	08.11.2023 20:37	

## 8.9. ACCOUNTING BLOCKS AND BILL MENU

### 8.9.1. AUTOMATIC BILL FLOATING AND BILL CREATION

The logic for automatically creating accounting blocks and bills depends on the payment method (Payment kind). There are 3 different options:

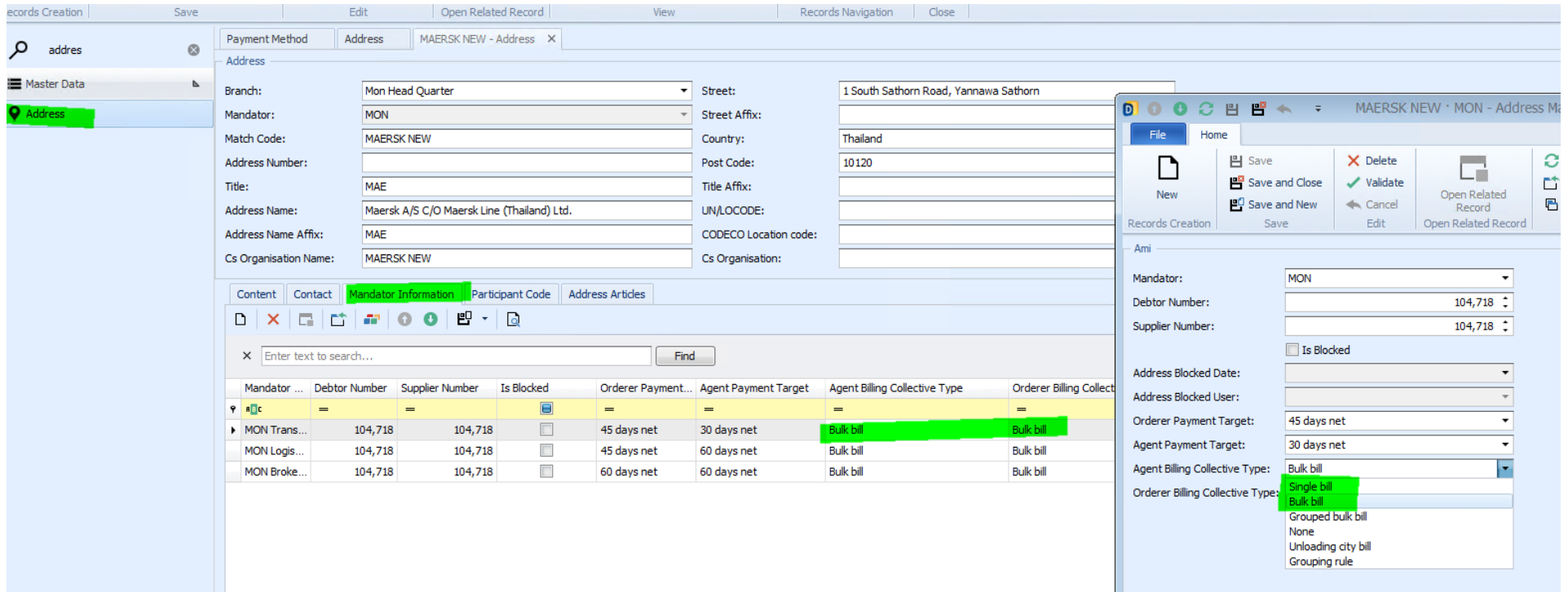
- Cash: accounting blocks and bills will be created automatically
- Bank transfer: only accounting blocks will be created automatically but no bills
- Prepaid: no accounting and no bills will be created because they already exist

Payment Method Name	Payment Method Kind	W
▶ Advance payment	Prepaid	Ni
Cash payment	Cash	Ni
Credit Invoice	Bank transfer	Ni
E-Payment	Cash	Ni

### 8.9.2. SINGLE BILL VERSUS BULK BILL

The default billing collective type can be defined in the addresses: for depot only single bill and bulk bill are needed and supported:





The screenshot displays the 'MAERSK NEW - Address' record in the MON system. The main form contains the following details:

- Branch: Mon Head Quarter
- Mandator: MON
- Match Code: MAERSK NEW
- Address Number: (empty)
- Title: MAE
- Address Name: Maersk A/S C/O Maersk Line (Thailand) Ltd.
- Address Name Affix: MAE
- Cs Organisation Name: MAERSK NEW
- Street: 1 South Sathorn Road, Yannawa Sathorn
- Street Affix: (empty)
- Country: Thailand
- Post Code: 10120
- Title Affix: (empty)
- UN/LOCODE: (empty)
- CODECO Location code: (empty)
- Cs Organisation: (empty)

Below the form is a table of accounting blocks. The table has the following columns: Mandator, Debtor Number, Supplier Number, Is Blocked, Orderer Payment..., Agent Payment Target, Agent Billing Collective Type, and Orderer Billing Collect. The first row is highlighted in green:

Mandator ...	Debtor Number	Supplier Number	Is Blocked	Orderer Payment...	Agent Payment Target	Agent Billing Collective Type	Orderer Billing Collect
MON Trans...	104,718	104,718	<input type="checkbox"/>	45 days net	30 days net	Bulk bill	Bulk bill
MON Logis...	104,718	104,718	<input type="checkbox"/>	45 days net	60 days net	Bulk bill	Bulk bill
MON Broke...	104,718	104,718	<input type="checkbox"/>	60 days net	60 days net	Bulk bill	Bulk bill

On the right side, the 'Ami' panel shows additional details for the selected accounting block:

- Mandator: MON
- Debtor Number: 104,718
- Supplier Number: 104,718
- Is Blocked:
- Address Blocked Date: (empty)
- Address Blocked User: (empty)
- Orderer Payment Target: 45 days net
- Agent Payment Target: 30 days net
- Agent Billing Collective Type: Bulk bill
- Orderer Billing Collective Type: Single bill

### 8.9.3. ACCOUNTING BLOCKS MENU

All the automatically created accounting blocks from the booth are shown here. They have the „Order processing type“ „Depot gate handling“.

It is also possible to manually add new accounting blocks. This accounting blocks have the „Order processing type“ „None“.

Accounting block	Address	Net All Round Price	Billing Dom...	Accounting Free Text	Order Processing Type	Service Date	Bill Created Date	Bill Created User	Billing Category	Bill Floating	Bill Created	Canceled	Bill Floating...	Bill Floating...	Created Da
113227MHQ	JP CONSIGNEE	2,320.00	Depot		None	11/22/2023			Outgoing invol...	<input checked="" type="checkbox"/>	<input type="checkbox"/>	<input type="checkbox"/>	11/22/2023	ADMINIST...	11/22/2023
BA 10302	MAERSK NEW	300.00	Depot		Depot gate handling	11/21/2023			Outgoing invol...	<input type="checkbox"/>	<input type="checkbox"/>	<input type="checkbox"/>			11/22/2023
BA 10301	JP CONSIGNEE	500.00	Depot		Depot gate handling	11/19/2023	11/22/2023	ADMINISTRATOR	Outgoing invol...	<input checked="" type="checkbox"/>	<input checked="" type="checkbox"/>	<input type="checkbox"/>	11/22/2023	ADMINIST...	11/22/2023
BA 10300	MAERSK NEW	300.00	Depot		Depot gate handling	11/19/2023	11/22/2023	ADMINISTRATOR	Outgoing invol...	<input checked="" type="checkbox"/>	<input checked="" type="checkbox"/>	<input type="checkbox"/>	11/22/2023	ADMINIST...	11/22/2023
BA 10299	MAFRSK NFW	300.00	Depot		Depot gate handling	11/21/2023	11/22/2023	ADMINISTRATOR	Outgoing invol...	<input checked="" type="checkbox"/>	<input checked="" type="checkbox"/>	<input type="checkbox"/>	11/22/2023	ADMINIST	11/22/2023

## 8.9.4. BILL FLOATING

Currently there is a double-check logic for accounting blocks. Before they can be billed they have to be checked (Set „Bill floating“) manually.

To be discussed with Mon: change logic: 2 options

- when automatically creating the accounting blocks from the booth also set all accounting blocks „Bill floating“ or
- Multi-deletion of accounting blocks and multi-bill-floating

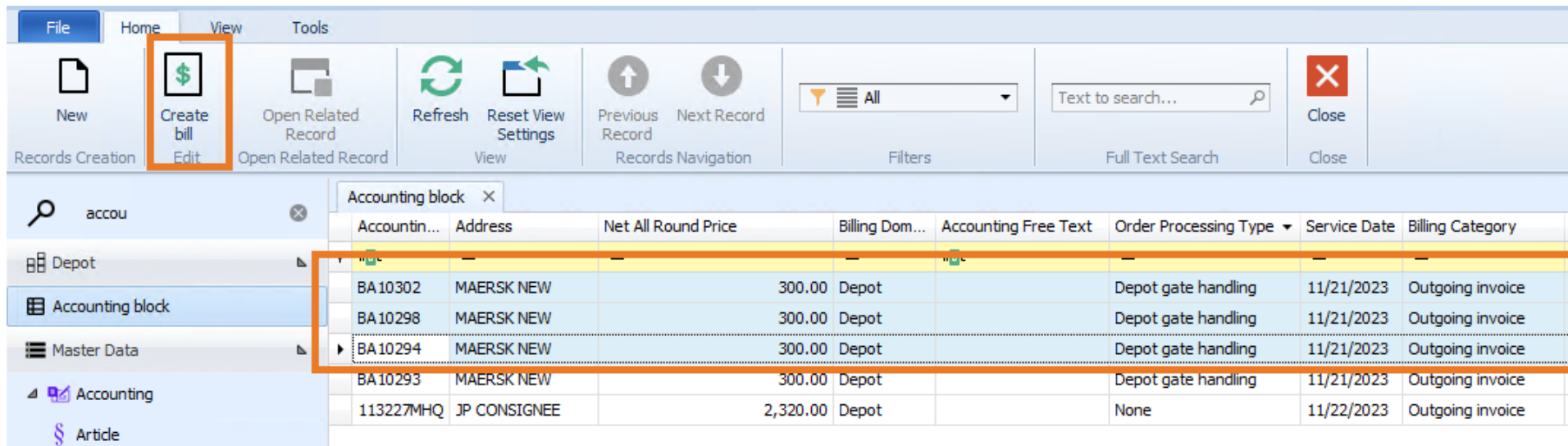
With the checkboxes users can check and filter status of the accounting blocks.

Records Creation	Records Edit	Records Open Related Record	Settings View	Records Navigation	Filters	Full Text Search	Close
<div style="display: flex; align-items: center;"> <input type="text" value="accou"/> <span style="margin-left: 10px;">Accounting block</span> </div>							
Bill Floating	Bill Created	Canceled	Bill Floating Date	Bill Floating User	Bill Created Date	Bill Created User	Created Date
<input type="checkbox"/>	<input type="checkbox"/>	<input type="checkbox"/>	=	=	=	=	=
<input checked="" type="checkbox"/>	<input type="checkbox"/>	<input type="checkbox"/>	11/22/2023	ADMINISTRAT...			11/22/2023 6:44 PM
<input type="checkbox"/>	<input type="checkbox"/>	<input type="checkbox"/>					11/22/2023 1:16 AM
<input checked="" type="checkbox"/>	<input checked="" type="checkbox"/>	<input type="checkbox"/>	11/22/2023	ADMINISTRAT...	11/22/2023	ADMINISTRATOR	11/22/2023 1:16 AM
<input checked="" type="checkbox"/>	<input checked="" type="checkbox"/>	<input type="checkbox"/>	11/22/2023	ADMINISTRAT...	11/22/2023	ADMINISTRATOR	11/22/2023 1:15 AM
<input checked="" type="checkbox"/>	<input checked="" type="checkbox"/>	<input type="checkbox"/>	11/22/2023	ADMINISTRAT...	11/22/2023	ADMINISTRATOR	11/22/2023 1:14 AM
<input type="checkbox"/>	<input type="checkbox"/>	<input type="checkbox"/>					11/22/2023 1:13 AM
<input checked="" type="checkbox"/>	<input checked="" type="checkbox"/>	<input type="checkbox"/>	11/22/2023	ADMINISTRAT...	11/22/2023	ADMINISTRATOR	11/22/2023 1:12 AM
<input checked="" type="checkbox"/>	<input checked="" type="checkbox"/>	<input type="checkbox"/>	11/22/2023	ADMINISTRAT...	11/22/2023	ADMINISTRATOR	11/22/2023 1:11 AM
<input checked="" type="checkbox"/>	<input checked="" type="checkbox"/>	<input type="checkbox"/>	11/22/2023	ADMINISTRAT...	11/22/2023	ADMINISTRATOR	11/22/2023 1:08 AM

## 8.9.5. BILL CREATION

Bills will be created from the „Accounting block“ menu: one or more accounting blocks can be selected by the user (Single selection with „CTR“ key / multiple selection with SHIFT key)

Only accounting blocks with bill floating can be billed:



The screenshot shows the software interface with the 'Create bill' button highlighted in the ribbon. Below the ribbon, a table of accounting blocks is displayed. The table has the following columns: Accountin..., Address, Net All Round Price, Billing Dom..., Accounting Free Text, Order Processing Type, Service Date, and Billing Category. The table contains five rows of data, with the row for BA10294 highlighted in orange.

Accountin...	Address	Net All Round Price	Billing Dom...	Accounting Free Text	Order Processing Type	Service Date	Billing Category
BA10302	MAERSK NEW	300.00	Depot		Depot gate handling	11/21/2023	Outgoing invoice
BA10298	MAERSK NEW	300.00	Depot		Depot gate handling	11/21/2023	Outgoing invoice
BA10294	MAERSK NEW	300.00	Depot		Depot gate handling	11/21/2023	Outgoing invoice
BA10293	MAERSK NEW	300.00	Depot		Depot gate handling	11/21/2023	Outgoing invoice
113227MHQ	JP CONSIGNEE	2,320.00	Depot		None	11/22/2023	Outgoing invoice

-> then button „Create Bill“ has to be pressed: now the bill will not be created immediately but a window opens where the user may add/change bill data:

**D Bill Creation Arguments**

Bill Creation Arguments

Bill Date: 11/22/2023 Note Text:

Date Of Incoming Invoice:  Bill Text:

Erp Number:  Target Currency: Baht

External Document Number:

OK Cancel

After pressing „Ok“ bill will be created: in the example it is a bulk bill with 3 accounting blocks:

Records Creation | Save | Edit | Open Related Record | View | Records Navigation | Close

Accounting block | Bill | MLSLC - Bill

Bill Number: DB.10387 Service Date: 11/21/2023 Sales Tax: 63.00

Branch: MLSLC Net All Round Price: 900.00 Address Match Code: MAERSK NEW

Billing Category: Outgoing invoice Gross All Round Price: 963.00 Payment Target: 30 days net

Ord Num	Amount	Article Name	Accounting Block	Net Price	Net All Round Price	Sales Tax ...	Billing Account Name	Cost Centr...	Cost Centr...	Tariff	Tariff Posit...	Note	Hint
1	1.00	MLS LIFT OFF EMPTY	66881602	300.00	300.00	7%	MLS 4310201 Income Lift service	0					
2	1.00	MLS LIFT OFF EMPTY	66881606	300.00	300.00	7%	MLS 4310201 Income Lift service	0					
3	1.00	MLS LIFT OFF EMPTY	66881610	300.00	300.00	7%	MLS 4310201 Income Lift service	0					

Records Creation | Close Save | bill Edit | Record Open Related Record | Settings | Object Access View | Report | Record Records Navigation | Close

Accounting block | Bill | MLSLC - Bill

Bill Number: DB. 10387 | Service Date: 11/21/2023

Branch: MLSLC | Net All Round Price:

Billing Category: Outgoing invoice | Gross All Round Price:

Bill

Bill Date: 11/22/2023 | Hint:

Address: MAERSK NEW |  Canceled

Street: 1 South Sathorn Road, Yannawa Sathorn |  Any Accounting Block Cancel

Country Identifier: TH | Canceled Bill Num:

Currency Name: Baht | Canceled Bill:

Printed | Canceled Date:

Last Payment Date: | Canceled User:

Net All Round Price In Mandator Currency: 900.00 | Canceled Reason:

Gross All Round Price In Mandator Currency: 963.00 | Paid Amount:

Tax Identification Number: 099300328493 | Difference Gross All Round Price Paid Amount:

Debtor Number: 104,718 | Exchange Rate:

Erp Number:

Ord Num	Amount	Article Name	Accounting Block	Net Price	Net All Round Price	Sales Tax ...	Billing Account Name
1	1.00	MLS LIFT OFF EMPTY	66881602	300.00	300.00	7%	MLS 4310201 Income Lift service
2	1.00	MLS LIFT OFF EMPTY	66881606	300.00	300.00	7%	MLS 4310201 Income Lift service
3	1.00	MLS LIFT OFF EMPTY	66881610	300.00	300.00	7%	MLS 4310201 Income Lift service



To be discussed

Has to be discussed with Mon which fields:

cs JOB: Debtor: Outgoing invoice / (Incoming credit note):

Choose billing date and external document number

Bill date:	<input type="text" value="22/11/2023"/>
External document number:	<input type="text"/>
SAP/ERP Number:	<input type="text"/>
Bill type:	<input type="text" value="Invoice( receipt) + Attach (T , R)"/>
Bill collective:	<input type="text" value="Bulk bill"/>
Bill note:	<input type="text"/>
Bill text:	<input type="text"/>
Currency:	<input type="text" value="Do not change currency"/>
Exchange rate:	<input type="text" value="Standard"/>

Ok Cancel

cs JOB: Creditor/Supplier: (Outgoing credit note) / Incoming invoice)



1.585.00 1 MBS100772-1

Choose billing date and external document number

Bill date: 22/11/2023 ▼

Date of incoming invoice: 22/11/2023 ▼

External document number:

SAP/ERP Number:

Bill type: AP Incoming Bill ▼

Bill collective: Bulk bill ▼

Bill note:

Bill text:

Currency: Do not change currency ▼

Exchange rate: Standard ▼

Ok Cancel



## 8.9.6. BILL MENU

In the bills menu all bills are shown. **All the bills are also shown in the menu „Billing > Outstanding items“ in cs JOB. This menu in cs JOB is used for the SAP export.**

Branch Na...	Bill Number	Bill Date	Address	Net All...	Sales Tax	Gross ...	Created Date	Created U...	Address M...	Address N...	Street
MLSLC	DB.10041	7/26/2023	MLSLK	968.22	67.78	1,036....	7/26/2023 8:12 PM	ADMINIST...	MLSLK	MON Logis...	367,3
MLSLC	DB.10040	7/26/2023	CONSIGNE...	400.00	28.00	428.00	7/26/2023 5:38 PM	ADMINIST...	CONSIGNE...	Consignee...	
MLSLC	DB.10039	7/26/2023	MLSLK	1,168....	81.78	1,250....	7/26/2023 5:38 PM	ADMINIST...	MLSLK	MON Logis...	367,3
MLSLC	DB.10038	7/21/2023	MLSLK	968.22	67.78	1,036....	7/21/2023 6:58 PM	ADMINIST...	MLSLK	MON Logis...	367,3
MLSLC	DB.10037	7/21/2023	CONSIGNE...	400.00	28.00	428.00	7/21/2023 6:50 PM	ADMINIST...	CONSIGNE...	Consignee...	
MLSLC	DB.10036	7/21/2023	MLSLK	1,168....	81.78	1,250....	7/21/2023 6:50 PM	ADMINIST...	MLSLK	MON Logis...	367,3
MLSLC	DB.10035	7/20/2023	CONSIGNE...	400.00	28.00	428.00	7/20/2023 3:32 PM	ADMINIST...	CONSIGNE...	Consignee...	
MLSLC	DB.10034	7/20/2023	MLSLK	1,168....	81.78	1,250....	7/20/2023 3:32 PM	ADMINIST...	MLSLK	MON Logis...	367,3
MLSLC	DB.10033	7/20/2023	CONSIGNE...	400.00	28.00	428.00	7/20/2023 3:30 PM	ADMINIST...	CONSIGNE...	Consignee...	
MLSLC	DB.10032	7/20/2023	MLSLK	1,168....	81.78	1,250....	7/20/2023 3:30 PM	ADMINIST...	MLSLK	MON Logis...	367,3
MLSLC	DB.10031	7/20/2023	CONSIGNE...	400.00	28.00	428.00	7/20/2023 3:29 PM	ADMINIST...	CONSIGNE...	Consignee...	
MLSLC	DB.10030	7/20/2023	MLSLK	1,168....	81.78	1,250....	7/20/2023 3:29 PM	ADMINIST...	MLSLK	MON Logis...	367,3
MLSLC	DB.10029	7/20/2023	MLSLK	968.22	67.78	1,036....	7/20/2023 1:40 PM	ADMINIST...	MLSLK	MON Logis...	367,3
MLSLC	DB.10028	7/20/2023	CONSIGNE...	400.00	28.00	428.00	7/20/2023 12:56 PM	ADMINIST...	CONSIGNE...	Consignee...	
MLSLC	DB.10027	7/20/2023	MLSLK	1,168....	81.78	1,250....	7/20/2023 12:56 PM	ADMINIST...	MLSLK	MON Logis...	367,3
MLSLC	DB.10026	7/19/2023	MLSLK	968.22	67.78	1,036....	7/19/2023 7:09 PM	ADMINIST...	MLSLK	MON Logis...	367,3
MLSLC	DB.10025	7/19/2023	MLSLK	1,168....	81.78	1,250....	7/19/2023 7:04 PM	ADMINIST...	MLSLK	MON Logis...	367,3
MLSLC	DB.10024	7/19/2023	TEST NEW ...	400.00	28.00	428.00	7/19/2023 1:56 PM	ADMINIST...	TEST NEW ...	test	

## 9. DEPOT LOGIC (CS JOB <-> CS DEPOT) -> JP

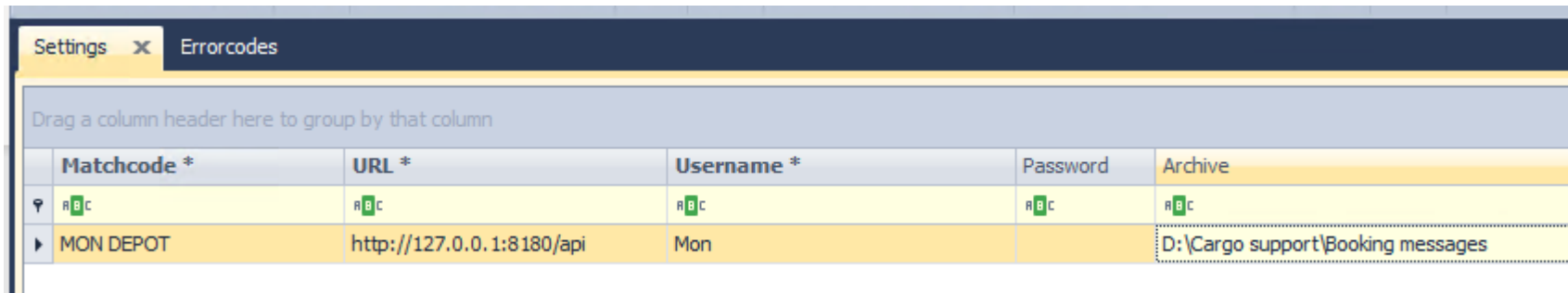
Transport in TMS cargo support JOB which ends or starts at Mon depot automatically creates a transport booking in cs DEPOT:

### 9.1. SETTINGS

#### 9.1.1. SUBMASTER DATA SLOTBOOKING

Submaster data > Slot booking > Settings

Interface setting cs JOB <-> cs DEPOT



Matchcode *	URL *	Username *	Password	Archive
MON DEPOT	http://127.0.0.1:8180/api	Mon		D:\Cargo support\Booking messages

Submaster data > Slot booking > Error codes

Drag a column header here to group by that column

	Code	Text	Request booking
▼	=	RBC	<input type="checkbox"/>
▶	199	Tourplan has been activated	<input type="checkbox"/>
	201	Unknown depot code	<input type="checkbox"/>
	220	Unknown participant code	<input type="checkbox"/>
	310	Unknown carrier/ship owner code	<input type="checkbox"/>
	320	Unknown dangerous goods type	<input type="checkbox"/>
	330	Unknown container type	<input type="checkbox"/>
	340	Unknown or incorrect booking number	<input type="checkbox"/>

Possible problems with the booking: will be created automatically if a problem occurs; can be controlled currently in the dispatch plan window

Has to be added in the depot

W...	390822.001WG	WGN	Standard			MON CASH	
W...	3908	Send e-Mail to	dard			MON CASH	
W...	3908	Telephone	dard			MON CASH	
MBS:		Print	dard				
MBS:		Archiv documents	dard	18W1	DRIVER1	MON CASH	
MBS:		Spotverbindung anlegen	dard				
LC...	2181	Drive now	dard			MON CASH	
LC...	2181	Export container order	dard	60-6910 กท	ธีรศักดิ์ สิงห์...	MON CASH	62-0787 กท
LC...	2181	Send tour to telematics	dard	60-6912 กท	Woralak Mo...	MON CASH	63-3310 กท
LC...	2181		dard	61-4216 กท	DRIVER1	MON CASH	65-8135 กท
<ul style="list-style-type: none"> <li>Send to SCAN</li> <li>Message to telematic</li> <li>Multi dispo</li> <li>Autodispo</li> <li>Tour               <ul style="list-style-type: none"> <li>number: [ ]</li> <li>Tour-Nr.: [ ]</li> </ul> </li> <li>Container               <ul style="list-style-type: none"> <li>Alter container number</li> <li>Request container terminal</li> <li>Trip ready for transport</li> <li>Waypoints ready for transport                   <ul style="list-style-type: none"> <li>number: 17</li> <li>28 Fri</li> <li>28 Fri</li> </ul> </li> <li>Communication log</li> <li>Show booking overview</li> <li>Tour plan processing</li> <li>Send tourplan request</li> <li>Set fixed slot time</li> </ul> </li> <li>Transfer order</li> <li>Costs</li> <li>Split / Crane down/up</li> <li>Truck cleaning</li> <li>Trip</li> <li>Delete avised Orders</li> <li>Open in cs JOB</li> <li>Show in live dispo</li> </ul>							

umber:  Container number:  Reference 1 - 3:

Communication log

Communication log | TransportBooking state log | SBV Booking log | cs HUB / Order Status | cs HUB / Link Status

Refresh

Drag a column header here to group by that column

Message type	Participant...	Description	Created date
REC	REC	REC	=

al traffic tri

tt chart

## 9.1.2. MASTER DATA ADDRESS

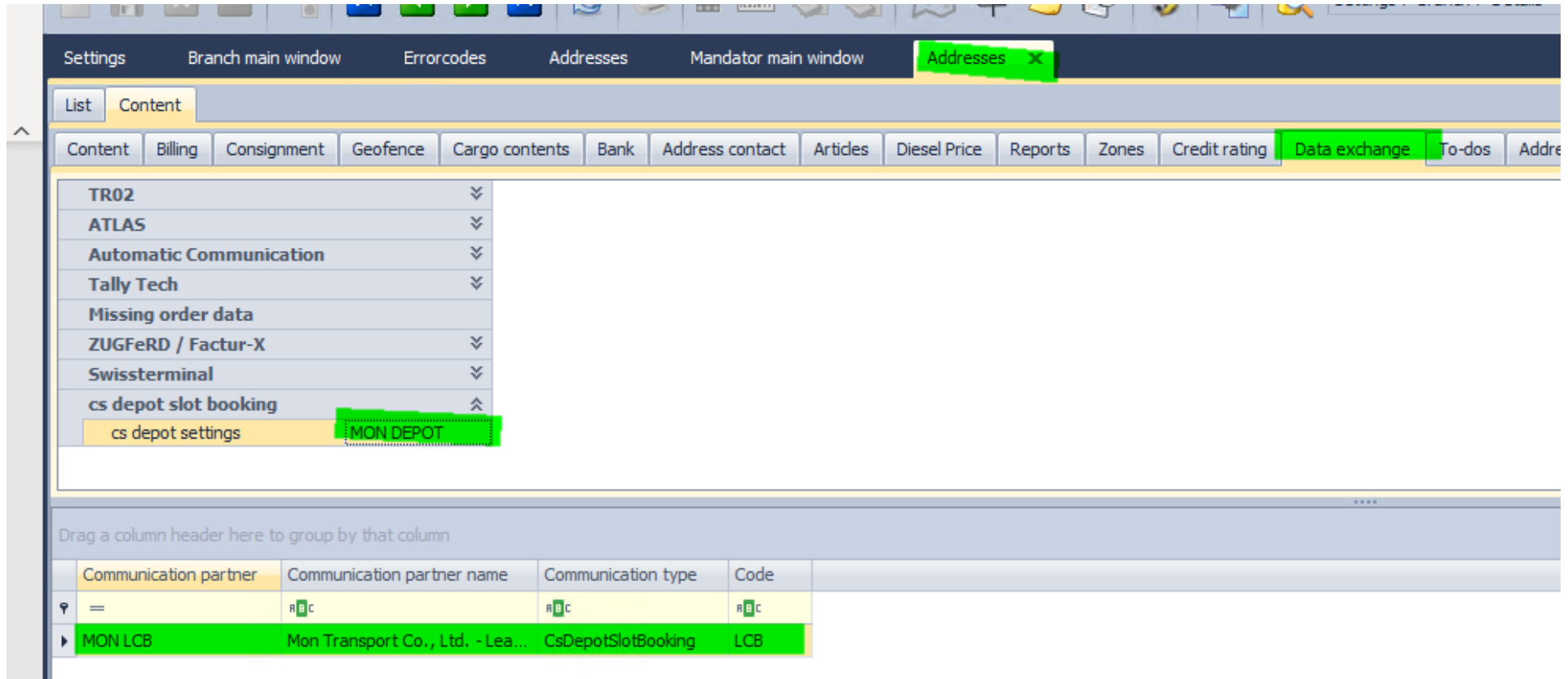


Setting in Mon depot addresses

Identification of Mon depot

Content	
Content	Billing
สำนักงาน *	MHQ
ที่อยู่	
ที่อยู่ Matchcode *	MON LCB
คำวยพร	MON LCB
ชื่อ 1 *	Mon Transport Co., Ltd. - Leam C...
ชื่อ 2	MON LCB
บรรทัดที่อยู่	
...	106 Moo 1

เป็นผู้รับค  
เป็นสถาน  
เป็นพอร์จ  
เป็นท่าเรือ  
เป็น บริษัท  
คือสถานี  
เป็นคลังอ



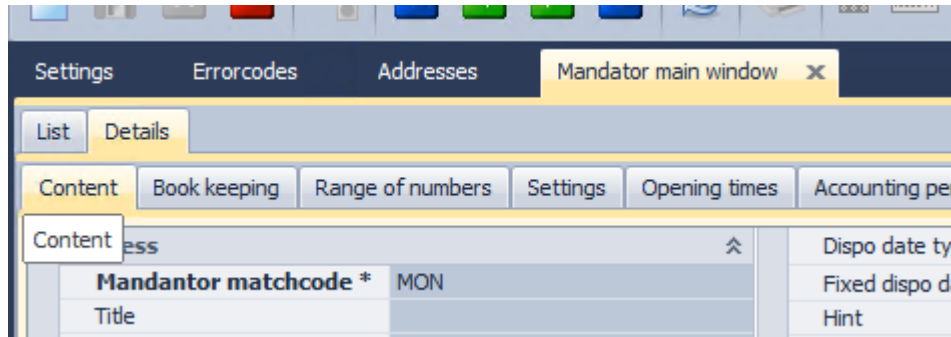
The screenshot shows the 'Addresses' window in the MON system. The 'Data exchange' tab is active. In the left-hand menu, 'cs depot settings' is selected, and 'MON DEPOT' is highlighted. Below this, a table displays communication partner information:

Communication partner	Communication partner name	Communication type	Code
=	REC	REC	REC
MON LCB	Mon Transport Co., Ltd. - Lea...	CsDepotSlotBooking	LCB

### 9.1.3. MANDATOR

Identify mandator

Code will be used for mapping the participant code in branch depot addresses

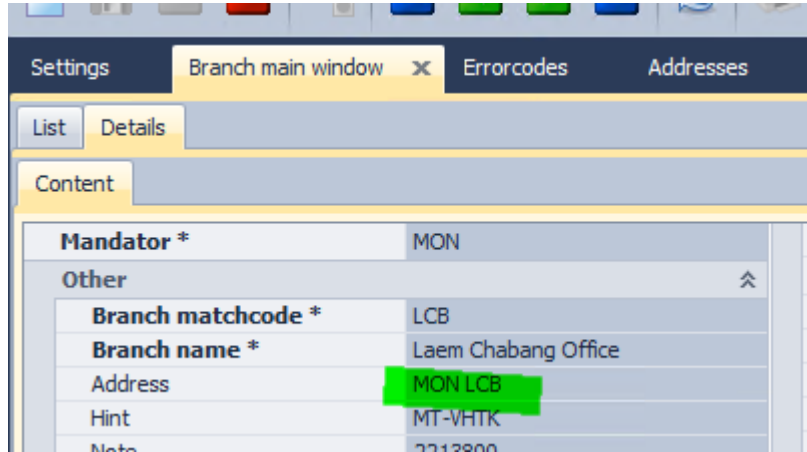


Branch

For Mon only 1 branch depot address has to be added to identify the mandator

No entry in branch required





Has to be the same like in address

Booking logic

Numbers	Settings	Opening times	Accounting periods	Accounting years	View
100	<b>Atlas</b>				Waypoint amount
100	NCTS Guarantee...				Waypoint pallet t...
	NCTS Guarantee...				Waypoint cargo c...
	NCTS guarantee...	25.00			Truck cleaning w...
	<b>ZODIAK-Atlas</b>				Order and offer t...
	ZODIAK Mand...				order and offer v...
	<b>Participant codes</b>				Series order chas...
Ro...	TR02				Waypoint adres...
Ro...	Swissterminal code				Default series or...
	BIT-PA				Min length defaul...
	<b>CsDepotCode</b>	LCB			Max length defau...
45.00	<b>Automatic communication</b>				Min width default...
	Standard Track a...				Max width defaul...

## 9.1.4. BOOKING JOB

JP

Settings > Administration > Scheduled Jobs > Jobs

Welcome page | Scheduled jobs

Jobs | History

Drag a column header here to group by that column

Name	Cron Expression	Enabled
cslepo	c	<input type="checkbox"/>
CsDepotSlotBookingJob	0/30 * * * * ? *	<input checked="" type="checkbox"/>

## 9.1.5. BOOKING LOGIC

Lift on in cs JOB = Transbooking for gate out

cs PLAN - Mon Transport Co., Ltd | Test\_JP | Booking overview

Local traffic trips\_NEW

Dispatch group: [ ] Base filter: Date: Created date Today

Order number: [ ] Container number: [ ] Reference 1 - 3: [ ]

Draw a column header here to group by that column

JP	Tour number	Trip number	Route	Bran
<input checked="" type="checkbox"/>	#Bc	#Bc	#Bc	=
<input checked="" type="checkbox"/>	1682084LCB-1	218129LCBU-1-2	(LON) MON LCB - (DET) FISHER PAYKEL - (LOF) TERMINAL B1	LCB

Required data in waypoint

Records Creation	Edit	Open Related Record	View	Records Navigation	Full Text Search	Close	
ing							
Bookings							
Transport-Bookings							
Depot Transmission Log	Article	ADDITIONAL STOP (T) - ...	TRANSPORT (T) - Article	Depot-Tr			
Depot Ad...	Ship Owner	Depot con...	Booking number	Booking amount	Booking Type	Cont. type	Cont
MLSLC	MAE	Maersk	226399100	1	Depot out	20 FT X 8'6" GE...	
MLSLC	MAE	Maersk	226399105	1	Depot out	40 FT X 8'6" GE...	
MLSLC	MAE	Maersk	226399410	1	Depot out	20 FT X 8'6" GE...	
MLSLC	MAE	Maersk	226399007	6	Depot out	40 FT X 9'6" HI...	
MLSLC	MAE	Maersk	226401372	1	Depot out	40 FT X 9'6" HI...	
MLSLC	MAE	Maersk	226400560	1	Depot out	40 FT X 9'6" HI...	

Records Creation	Edit	Open Related Record	View	Records Navigation	Full Text Search	Close	
boo							
Controlling							
Cont. Bookings							
Depot-Transport-Bookings							
Depot Transmission Log	Article	ADDITIONAL STOP (T) - ...	TRANSPORT (T) - Article	Depot-Tr			
Depot Ad...	Ship Owner	Depot con...	Booking number	Booking amount	Cont. no	Cont. type	full/em
MLSLC	MAE	Maersk	226399100	1		20 FT X 8'6" GE...	Empty
MLSLC	MAE	Maersk	226399105	1		40 FT X 8'6" GE...	Empty
MLSLC	MAE	Maersk	226399410	1		20 FT X 8'6" GE...	Empty
MLSLC	MAE	Maersk	226399007	6		40 FT X 9'6" HI...	Empty
MLSLC	MAE	Maersk	226401372	1		40 FT X 9'6" HI...	Empty
MLSLC	MAE	Maersk	226400560	1		40 FT X 9'6" HI...	Empty

Communication log			
Communication log	TransportBooking state log	SBV Booking log	cs HUB / Order Status
Refresh			
Drag a column header here to group by that column			
Message type	Participant code	Description	Created date
SR	LCB	SR 1 Participant Code: LCB Reference: SR1 Depot Address Code: LCB Transport Means: Truck Transport Mode: Out Booking Number: 1 Container Number: Full Empty: Empty	28/04/2023 20:11
RE SR	LCB	RE SR 1 Status Request Id: 0 Errors: Code: 0 Text: The element 'StatusRequest' has incomplete content. List of possible elements expected: 'GrossWeight, Owner'.	28/04/2023 20:11
SR	LCB	SR 1 Participant Code: LCB Reference: SR1 Depot Address Code: LCB Transport Means: Truck Transport Mode: Out Booking Number: 1 Container Number: Full Empty: Empty	28/04/2023 20:11
RE SR	LCB	RE SR 1 Status Request Id: 0 Errors: Code: 0 Text: The element 'StatusRequest' has incomplete content. List of possible elements expected: 'GrossWeight, Owner'.	28/04/2023 20:11

cs PLAN - Mon Transport Co., Ltd    Test\_JP    Booking over    **Lennard Hunfeld steuert**    Steuerung ab

Booking overview

Base filter Date: Created date    Today

Order number:    Container number:    Reference 1 - 3:    Tour-Nr.:

Drag a column header here to group by that column

	Trip number	Waypoint detail type	Matchcode...	Planned waypoint date...	Container n...	Dispatch group	Created date
▼	218130LCBU-1-1	LCB	LCB	=	LCB	LCB	=
	218130LCBU-1-1	Lift On	MON LCB	28/04/2023 20:36		Standard	28/04/2023 20:36

Filter Date: Created date Today

number: Container number: Re

Drag a column header here to group by that column

Trip number	Waypoint detail type	Matchcode...	Planned waypoint c
218130LCBU-1-1			=
218130LCBU-1		MON LCB	28/04/2023 20:36

- Communication log
- Tour plan processing
- Trigger communication
- Cancel booking
- Manual swap slot

Welcome page Scheduled jobs Ship owner Series order Addresses Pallet type x

Drag a column header here to group by that column

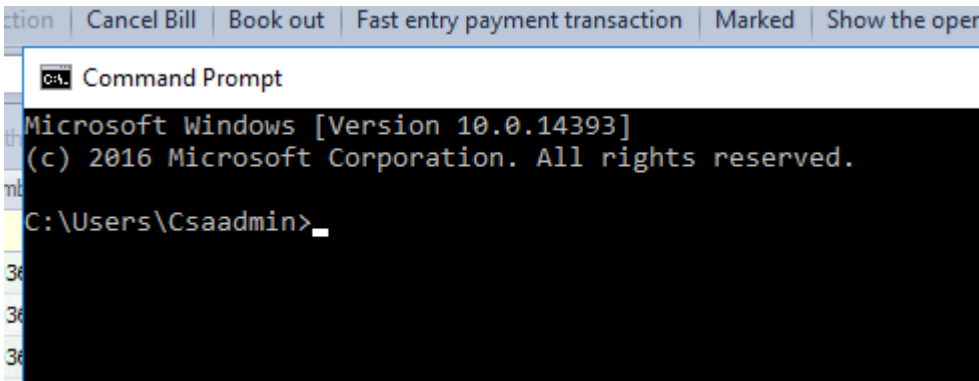
Matchcode *	Pallet type name	Group ISO code	Container type	Feet length	Height
40gp				=	=
40GP	40 FT X 8'6" GENERAL PURPO...	40GP	GP	40'	86
40CPMOC	40CPMOC			40'	



## 10. ADMINISTRATOR

### 10.1. SERVER CLI

cmd to open



```

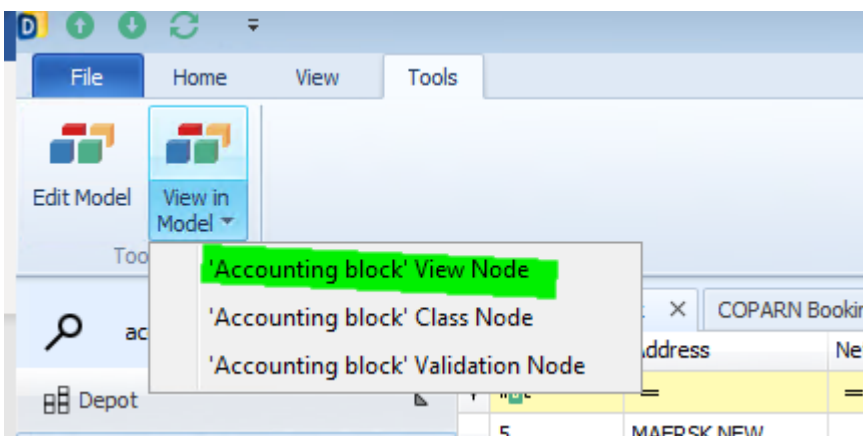
Microsoft Windows [Version 10.0.14393]
(c) 2016 Microsoft Corporation. All rights reserved.
C:\Users\Csaadmin>
    
```

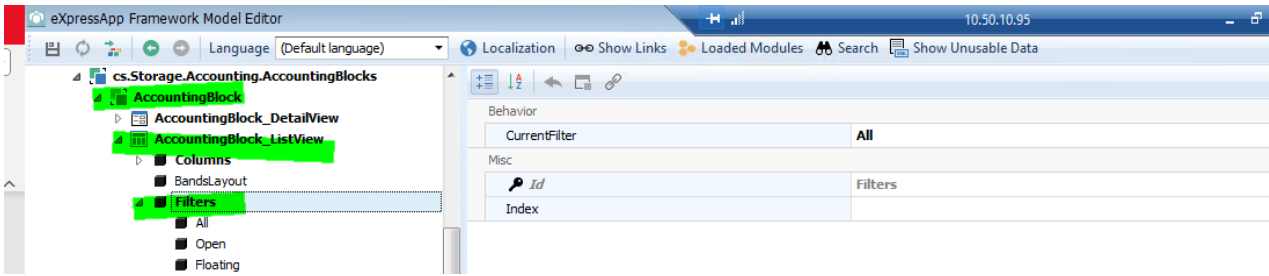
### 10.2. CUSTOMIZATION XAF MODUL EDITOR

Documentation from Dev Express:

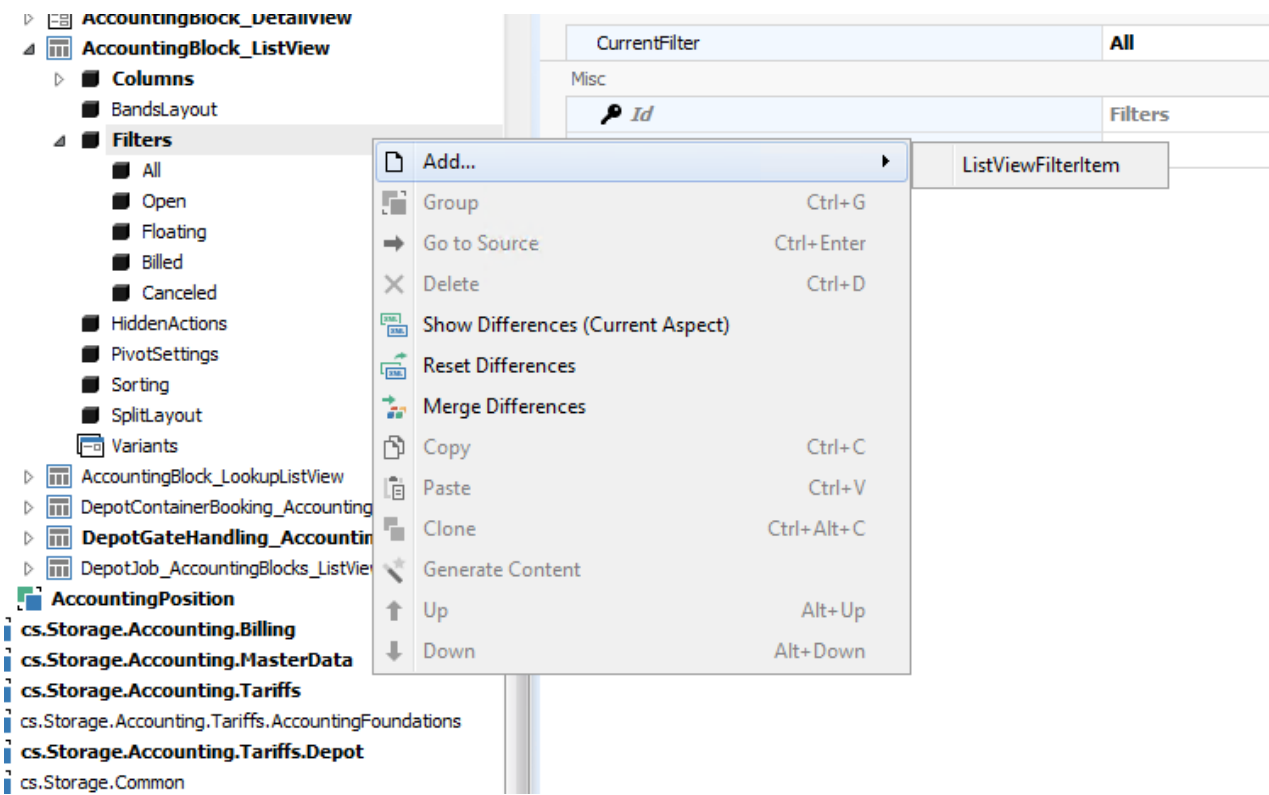
[User Interface and Behavior Customization | eXpressApp Framework | DevExpress Documentation](#)

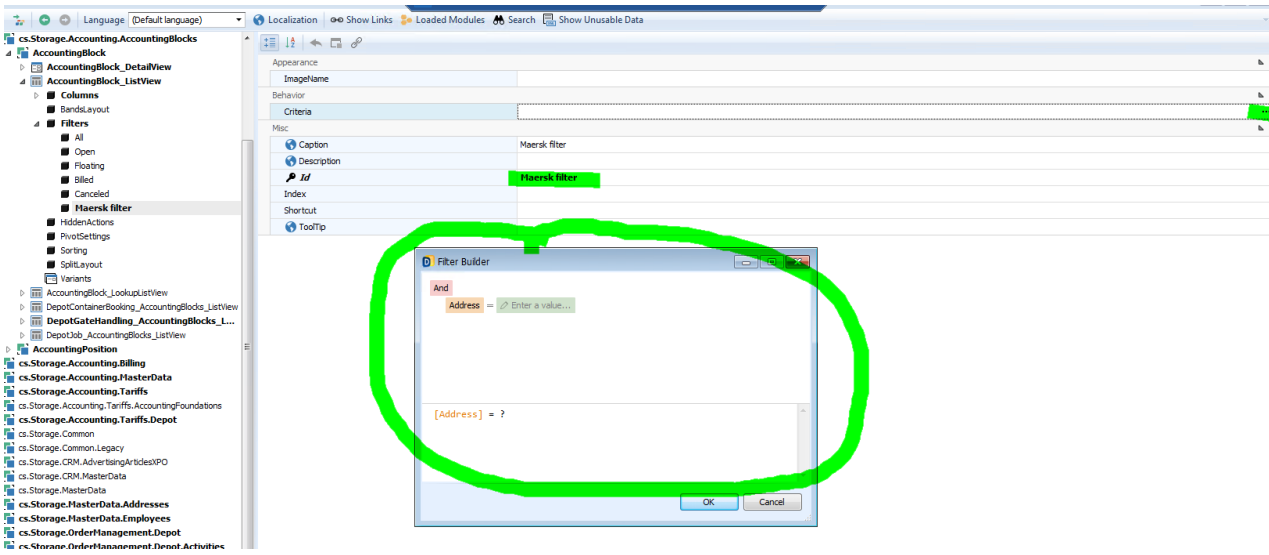
Filter



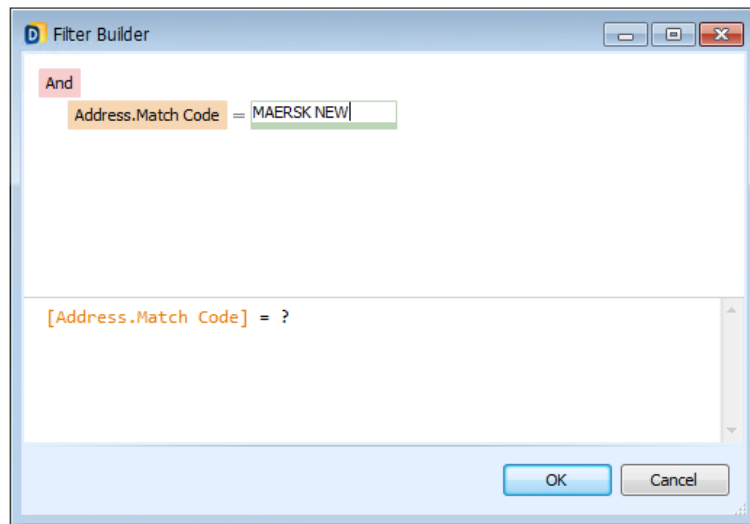


Right mouse;



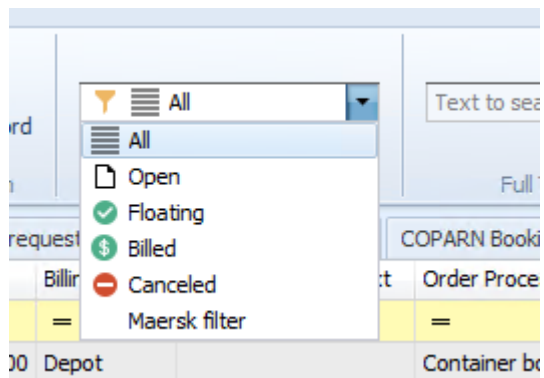


Appearance	ImageName	
Behavior	Criteria	
Misc	Caption	Maersk filter
	Description	Maersk filter
	<b>Id</b>	<b>Maersk filter</b>
	Index	
	Shortcut	
	ToolTip	



Save and close

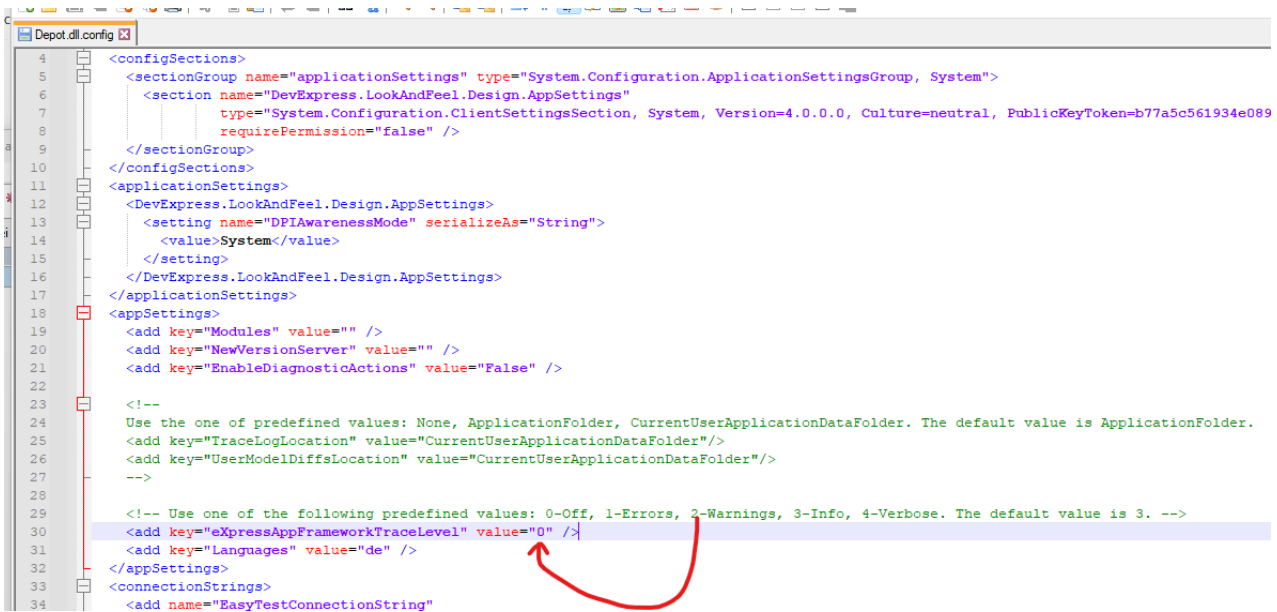
Go back to menu: filter is available immediately



## 11. ERROR LOGGING IN CS DEPOT

Bitte bei Problemen diese Art das Logging aktivieren, und die Operation wiederholen.

Das Logging lässt sich in der Datei **Depot.dll.config** einschalten;



```
4 <configSections>
5 <sectionGroup name="applicationSettings" type="System.Configuration.ApplicationSettingsGroup, System">
6 <section name="DevExpress.LookAndFeel.Design.AppSettings"
7 type="System.Configuration.ClientSettingsSection, System, Version=4.0.0.0, Culture=neutral, PublicKeyToken=b77a5c561934e089
8 requirePermission="false" />
9 </sectionGroup>
10 </configSections>
11 <applicationSettings>
12 <DevExpress.LookAndFeel.Design.AppSettings>
13 <setting name="DPIAwarenessMode" serializeAs="String">
14 <value>System</value>
15 </setting>
16 </DevExpress.LookAndFeel.Design.AppSettings>
17 </applicationSettings>
18 <appSettings>
19 <add key="Modules" value="" />
20 <add key="NewVersionServer" value="" />
21 <add key="EnableDiagnosticActions" value="False" />
22
23 <!--
24 Use the one of predefined values: None, ApplicationFolder, CurrentUserApplicationDataFolder. The default value is ApplicationFolder.
25 <add key="TraceLogLocation" value="CurrentUserApplicationDataFolder"/>
26 <add key="UserModelDiffsLocation" value="CurrentUserApplicationDataFolder"/>
27 -->
28
29 <!-- Use one of the following predefined values: 0-Off, 1-Errors, 2-Warnings, 3-Info, 4-Verbose. The default value is 3. -->
30 <add key="eXpressAppFrameworkTraceLevel" value="0" />
31 <add key="Languages" value="de" />
32 </appSettings>
33 <connectionStrings>
34 <add name="EasyTestConnectionString"
```

Das Log ist dann in der Datei "eXpressAppFramework.log" zu finden.

Für diesen Bug ist das nicht notwendig, da das Problem lokal reproduzierbar ist.